

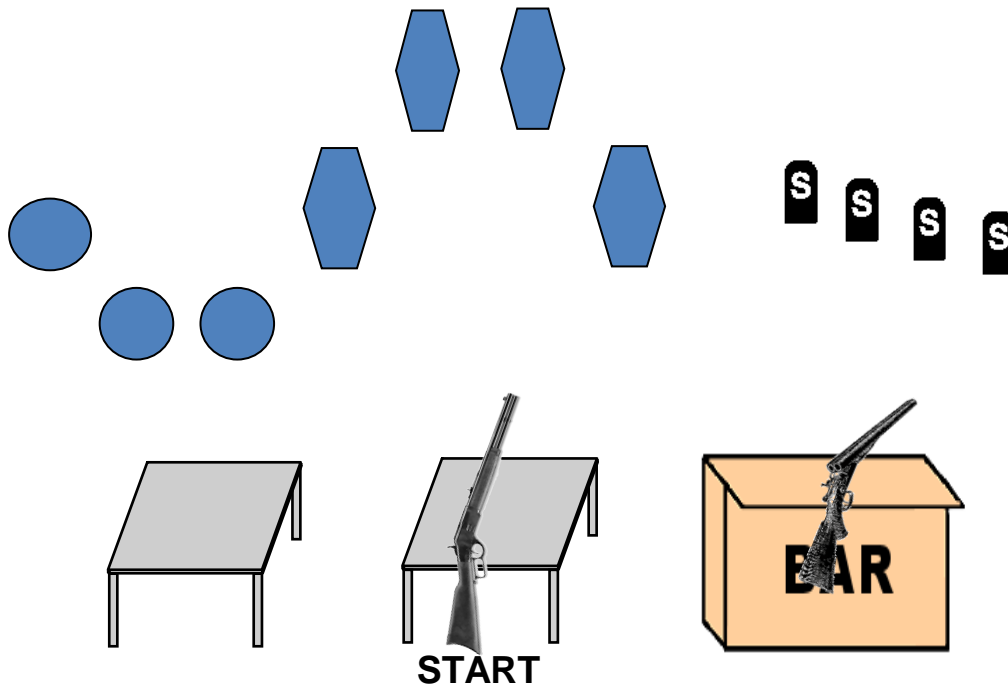


April 2023 Stages

FEATURING
YOSEMITE SAM

Compliments of The Rainmaker

Stage 1, Bay 3



Ammo: Pistols 10, Rifle 10, Shotgun 4+

Staging: Rifle staged on table at center stage
Pistols holstered
Shotgun staged on the bar

Start: Standing behind table at center stage, hands flat on table.

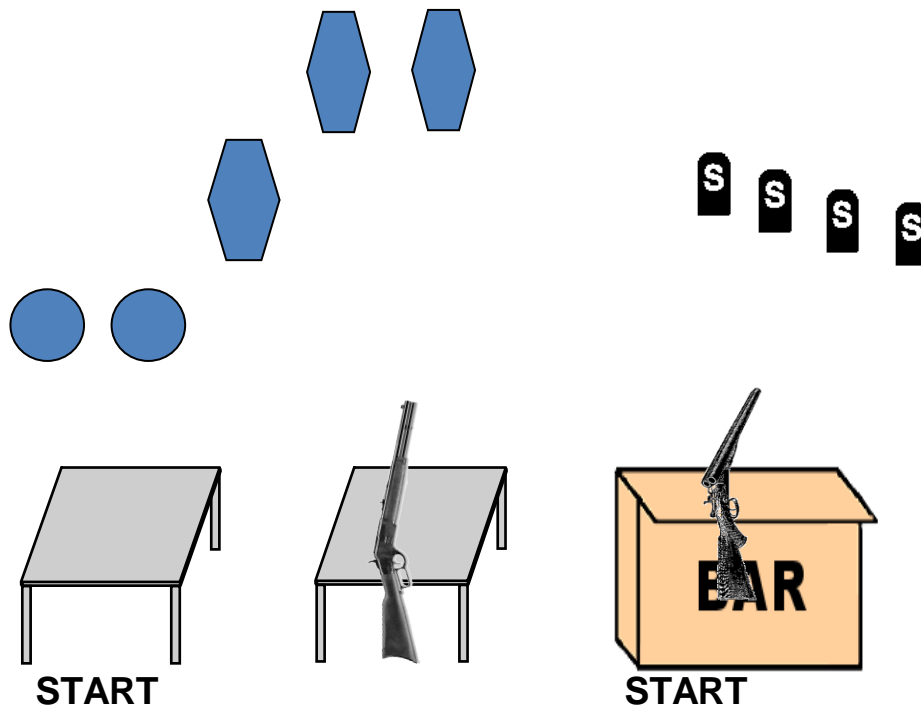
Order: Rifle first

Procedure: Say “**GREAT HORNY TOADS!**” and wait for the beep.

ATB, with rifle, engage the Coffins with a 4-2-2-2 Sweep, from either direction. With pistols as needed, engage the Circles and a Coffin same as rifle. With shotgun, engage SG targets in any order.

Note: Pistols are engaged from behind left table, rifle from center table and SG from bar.

Stage 2, Bay 3



Ammo: Pistols 10, Rifle 10, Shotgun 4+

Staging: Rifle staged on table at center stage

Pistols holstered

Shotgun staged on the bar

Start: Standing behind left table or bar, arms folded across chest.

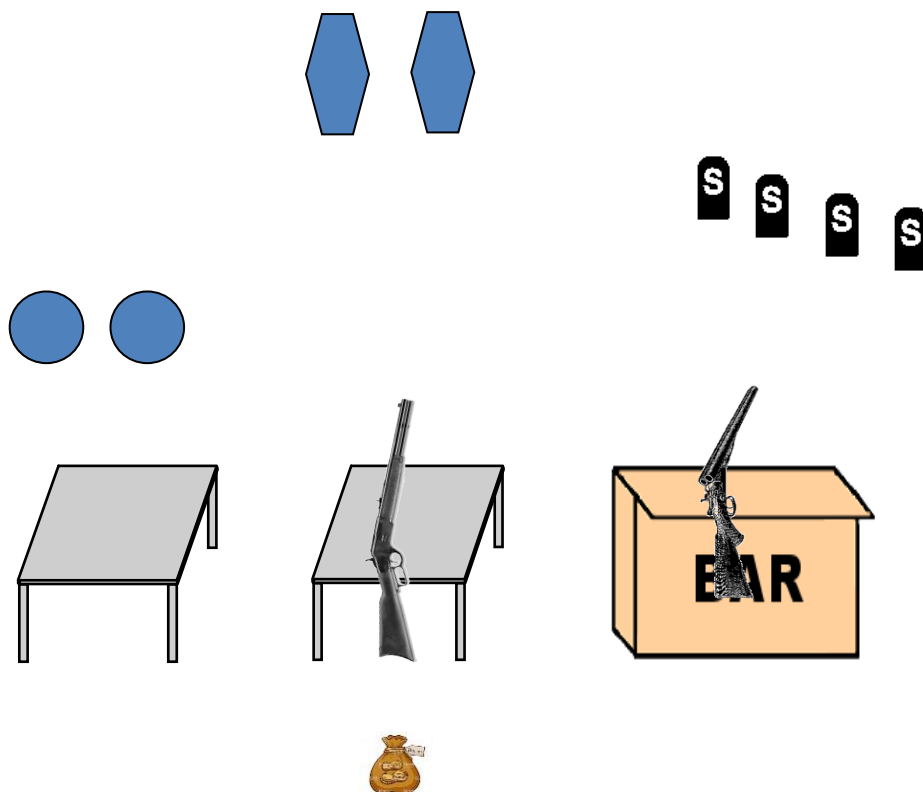
Order: Pistols/Rifle SG or SG/Rifle/Pistols

Procedure: Say “Ya fur bearin' varmint” and wait for the beep.

ATB, If starting at left table, with pistols as needed, engage P1 and P2 with four (4) on each and a Coffin with two (2). With rifle engage two Coffins with four (4) on each and the third with two (2). Engage shotgun targets in any order.

Note: If starting at bar, order is SG/rifle/pistols.

Stage 3, Bay 4



START

Ammo: Pistols 10, Rifle 10, Shotgun 4+

Staging: Rifle staged on table at center stage
Pistols holstered
Shotgun staged on the bar

Start: Standing in center doorway, holding money bag in both hands.

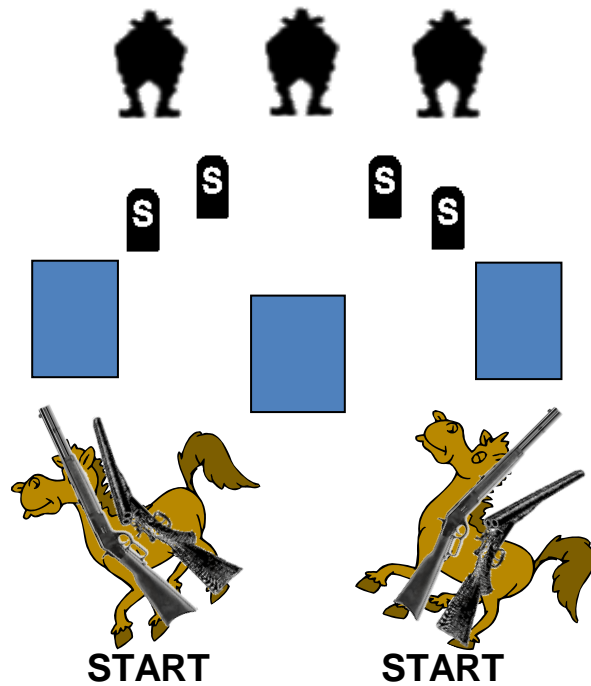
Order: Shooter's Choice

Procedure: Say “Say your prayers, rabbit” and wait for the beep.

ATB, with pistols as needed, engage P1 and P2 with three on P1 then one on P2 then one on P1, repeat. With rifle engage R1 and R2 same as pistols. With shotgun, engage shotgun targets in any order.

Note: If starting at bar, order is SG/rifle/pistols. Pistol targets are engaged from left table. Money bag is placed at first firing point.

Stage 4, Bay 5



Ammo: Pistols 10, Rifle 10, Shotgun 4+

Staging: Rifle staged on either horse
Pistols holstered
Shotgun staged on **other** horse

Start: Standing behind either horse, hands at low surrender

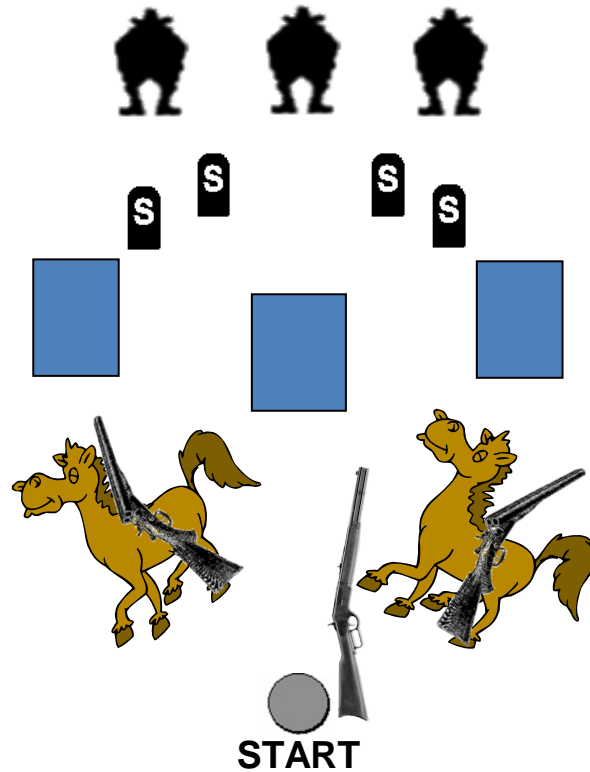
Order: Rifle not last.

Procedure: Say “**When I say whoa, I mean WHOA!**” and wait for the beep.

ATB, with rifle engage Cowboys with a Double-Tap Nevada Sweep, from either direction. With pistols as needed, engage Rectangles same as rifle with a continuous sweep. With shotgun, engage SG targets in any order.

Note: Pistols may be engaged anywhere between horses.

Stage 5, Bay 5



Ammo: Pistols 10, Rifle 10, Shotgun 4+

Staging: Rifle held in both hands
Pistols holstered
Shotgun staged on either horse

Start: Standing with one foot touching stone, rifle held in both hands.


Order: Rifle first.

Procedure: Say “**You forced me to use force**” and wait for the beep.

ATB, with rifle, engage the Cowboys once each then the KDs then the Cowboys once each. With pistols as needed, engage the Rectangles with five-on-three, repeat. If needed, with shotgun engage any KD left up.

Note: Rifle misses on the knockdowns will not be misses unless left up. Pistols are fired from between the horses.

Stage 6, Bay 5



Ammo: Pistols 10, Rifle 10, Shotgun 4+

Staging: Rifle staged on either horse
Pistols holstered
Shotgun staged on either horse

Start: Standing between horses, one hand on each horse.

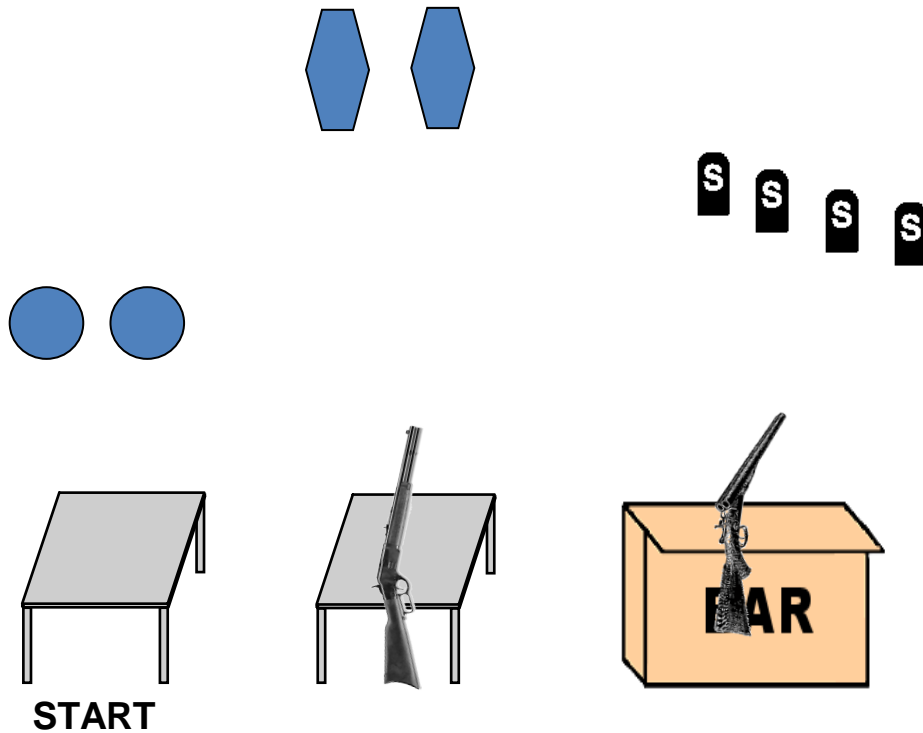
Order: Pistols last.

Procedure: Say "Ya doggone idgit galoot!" and wait for the beep.

ATB, with rifle engage the Cowboys with a 1-3-6 Sweep, from either direction. With shotgun, engage SG targets in any order. With pistols as needed from table, engage Cowboys same as rifle.

Note: Ensure long guns are restaged facing side berm.

Warm-Up Stage Bay 4



Ammo: Pistols 10, Rifle 10, Shotgun 4+

Staging: Rifle staged on table at center stage

Pistols holstered

Shotgun staged on the bar

Start: Standing behind left table, hands at sides.

Order: Pistols/Rifle/SG

Procedure: Say "I'm a comin' in after ya" and wait for the beep.

ATB, with pistols as needed, engage P1 and P2 with three (3) on P1 then two (2) on P2, repeat.
With rifle engage R1 and R2 same as pistols. Engage shotgun targets in any order.

Note: