

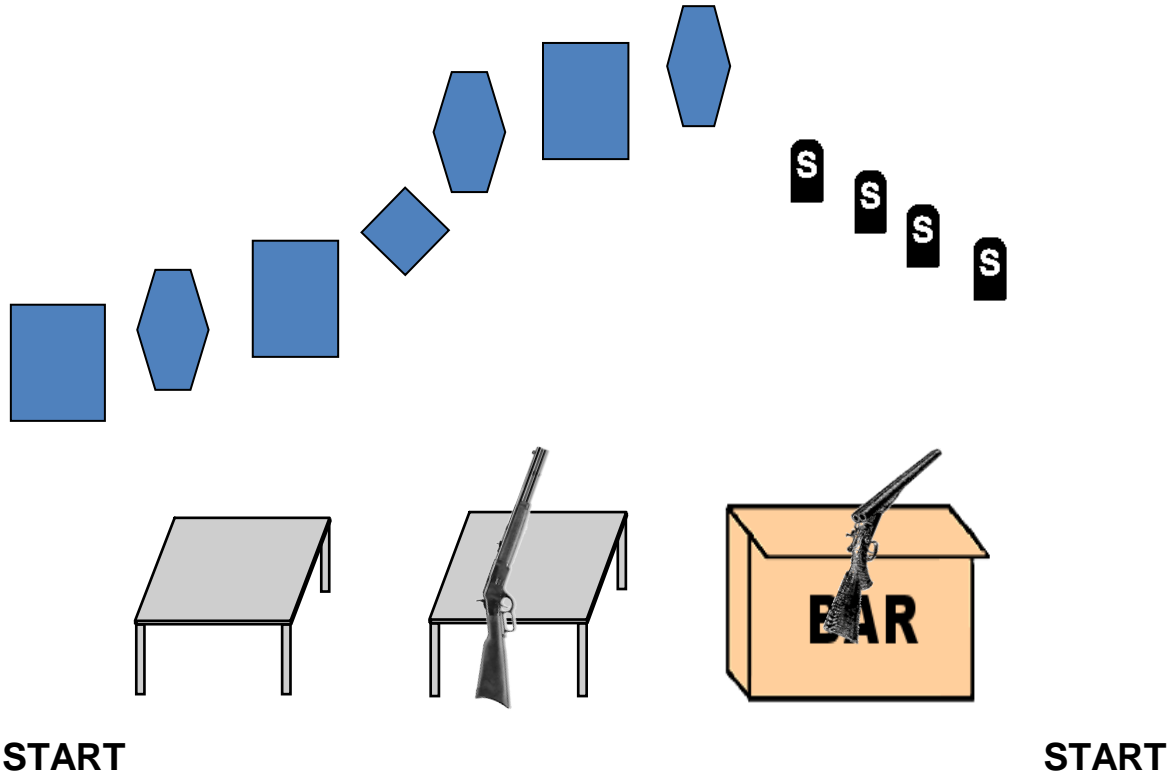


August 2023 Stages

FEATURING
MORGAN EARP
TOMBSTONE

Compliments of The Rainmaker

Stage 1, Bay 4



Ammo: Pistols 10, Rifle 10, Shotgun 4+

Staging: Rifle staged on table at center stage
Pistols holstered
Shotgun staged on the bar

Start: Standing in either side doorway, hands on door frame.

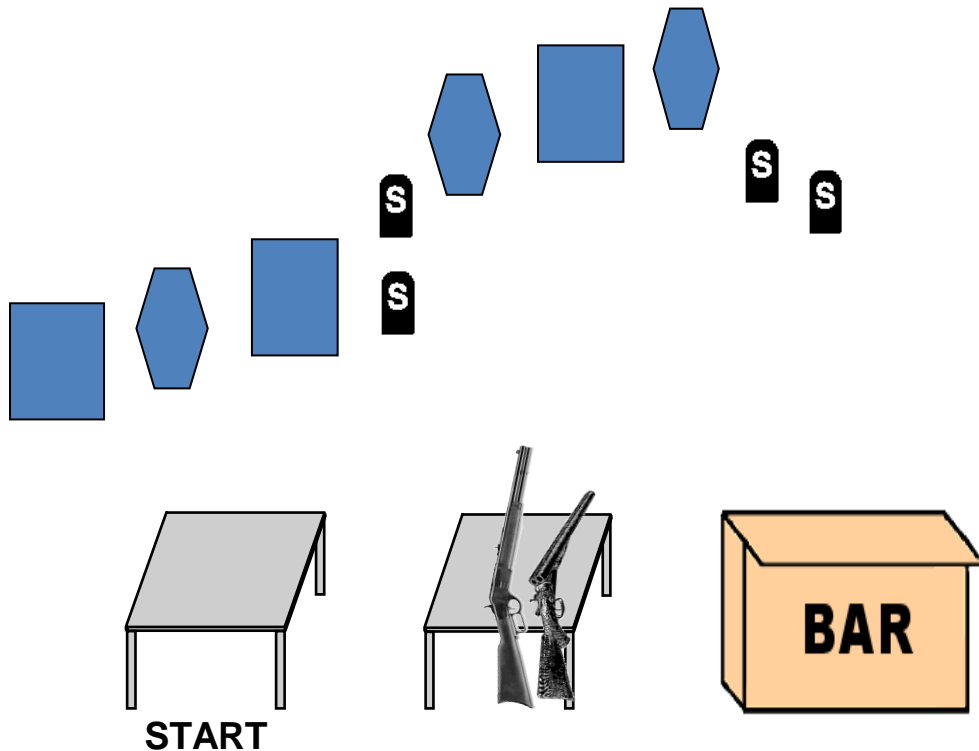
Order: Shooter's Choice

Procedure: Say “**This burg's jumpin'!**” and wait for the beep.

ATB, with pistols as needed from left table, engage the four left targets with a continuous Nevada Sweep, from either direction. With rifle, engage the four right targets with a Nevada Sweep, from either direction. With shotgun, engage SG targets in any order.

Note: Rifle may be engaged from any of the three firing positions.

Stage 2, Bay 4



Ammo: Pistols 10, Rifle 10, Shotgun 2+

Staging: Rifle staged on table at center stage

Pistols holstered

Shotgun staged on table at center stage

Start: Standing behind left table, hands at low surrender.

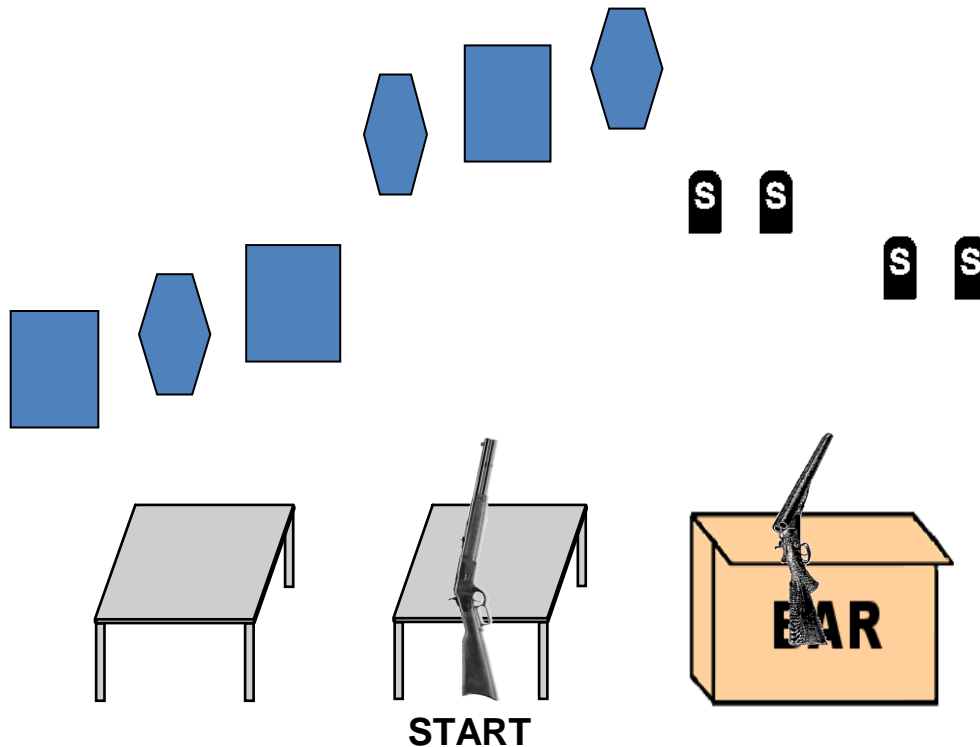
Order: Pistols/Rifle/SG

Procedure: Say “Nice scenery” and wait for the beep.

ATB, with pistols as needed, engage P1 - P3 with Triple-Taps on each then a knockdown. With rifle, engage R1 - R3 with Triple-Taps on each then a knockdown. With shotgun, engage two shotgun targets and any KD left up.

Note: Pistol/Rifle misses on KD will not be misses unless left up.

Stage 3, Bay 4



Ammo: Pistols 10, Rifle 10, Shotgun 4+

Staging: Rifle staged on table at center stage
Pistols holstered
Shotgun staged on the bar

Start: Standing behind table at center stage, hands on rifle.

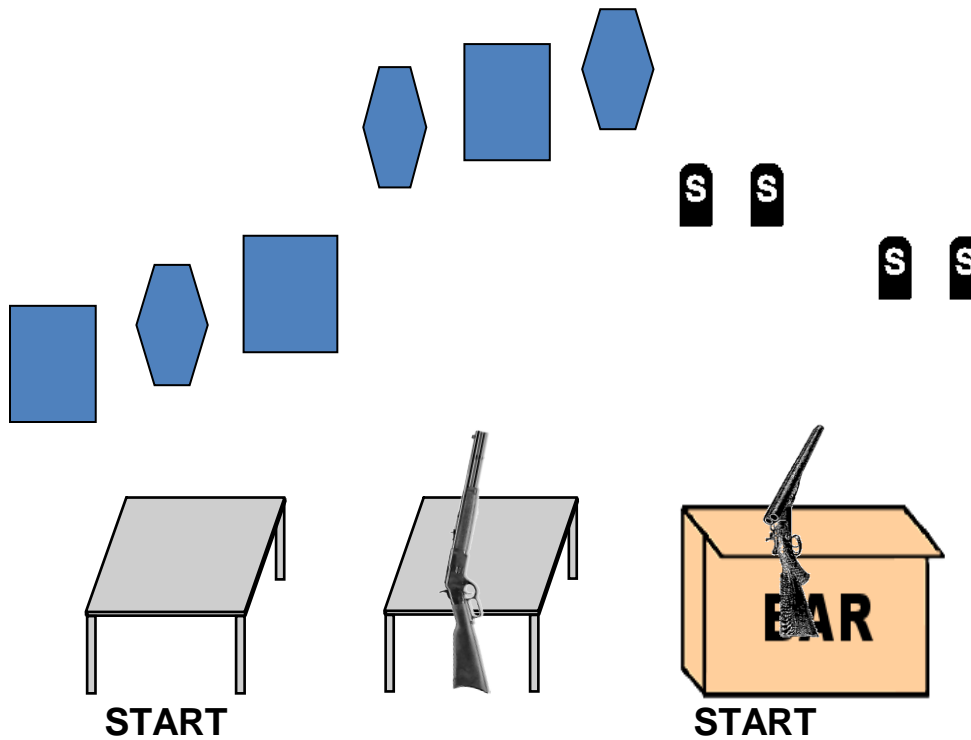
Order: Rifle first

Procedure: Say “Gotta back your brother's play” and wait for the beep.

ATB, with rifle from behind table at center stage, engage R1 - R3 with one (1) on the center target then two (2) on each outside target, repeat. With pistols as needed from behind left table, engage one P1 - P3 same as rifle. With shotgun from behind bar, engage shotgun targets in any order.

Note:

Stage 4, Bay 4



Ammo: Pistols 10, Rifle 10, Shotgun 4+

Staging: Rifle staged on table at center stage
Pistols holstered
Shotgun staged on the bar

Start: Standing behind left table or bar, hand(s) on gun(s) of choice.

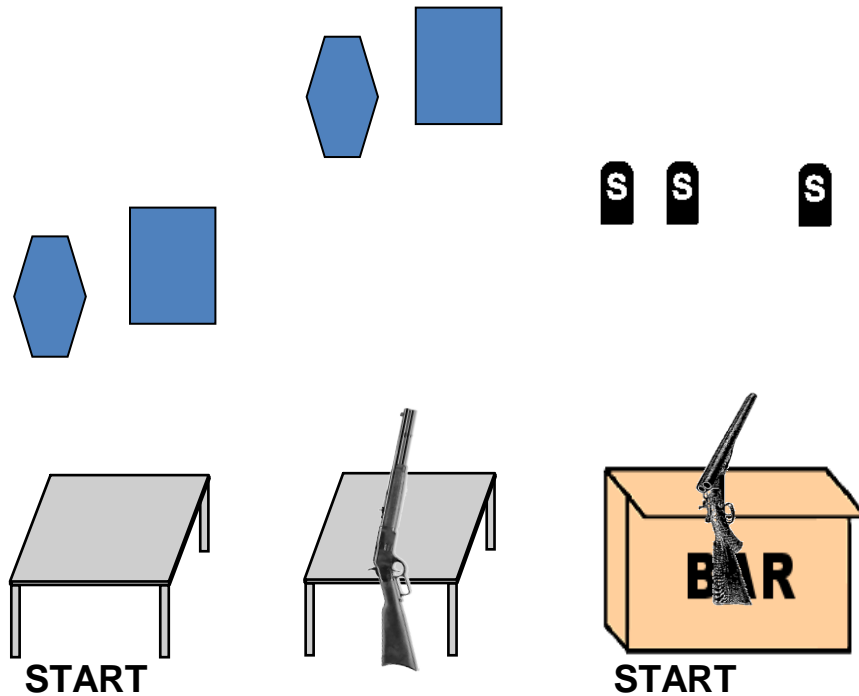
Order: Pistols/Rifle SG or SG/Rifle Pistols

Procedure: Say "I,m sufferin'... from a hangover" and wait for the beep.

ATB, if starting on left, with pistols as needed, engage P1 - P3 with three (3) on each then one (1) on the center. With rifle, engage R1 - R3 same as pistols. With shotgun, engage shotgun targets in any order.

Note: Pistols are engaged from behind left table, rifle from center table and SG from bar.

Stage 5, Bay 4



Ammo: Pistols 10, Rifle 10, Shotgun 4+

Staging: Rifle staged on table at center stage
Pistols holstered
Shotgun staged on the bar

Start: Standing behind left table or bar, both hands on window sill.

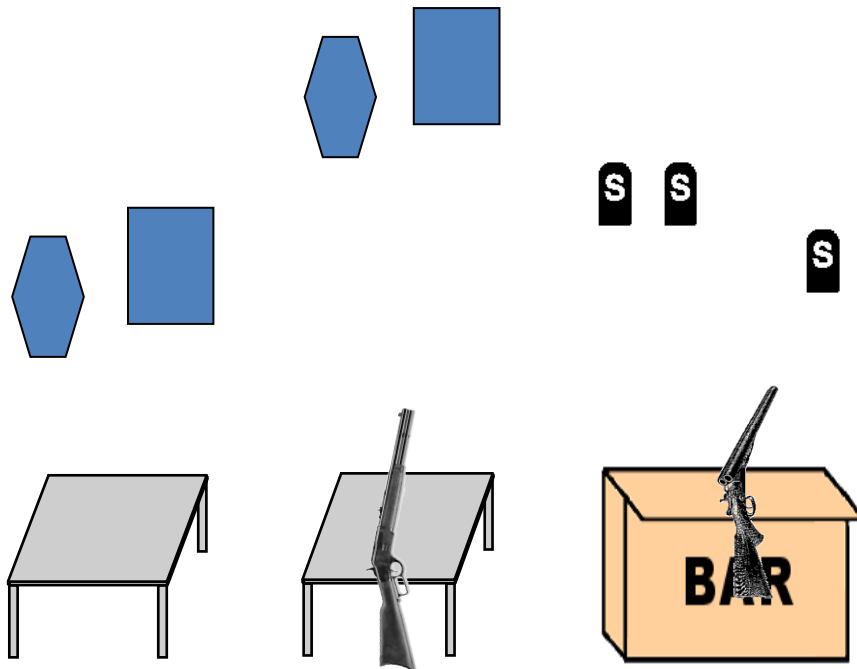
Order: Pistols/Rifle SG or SG/Rifle/Pistols

Procedure: Say “**Shot up his wife, his wife!**” and wait for the beep.

ATB if starting on left, with pistols as needed, engage P1 with four (4) then P2 with one (1) then P1 with one (1) then P2 with four (4). With rifle engage R1 and R2 same as pistols. With shotgun, engage shotgun targets in any order.

Note: For rifle and pistols, you may start on either target. If starting on right, order is SG/Rifle/Pistols.

Stage 6, Bay 4



START

Ammo: Pistols 10, Rifle 10, Shotgun 4+

Staging: Rifle staged on the table at center stage
Pistols holstered
Shotgun staged on the bar

Start: Standing in center doorway, hands on saloon doors.

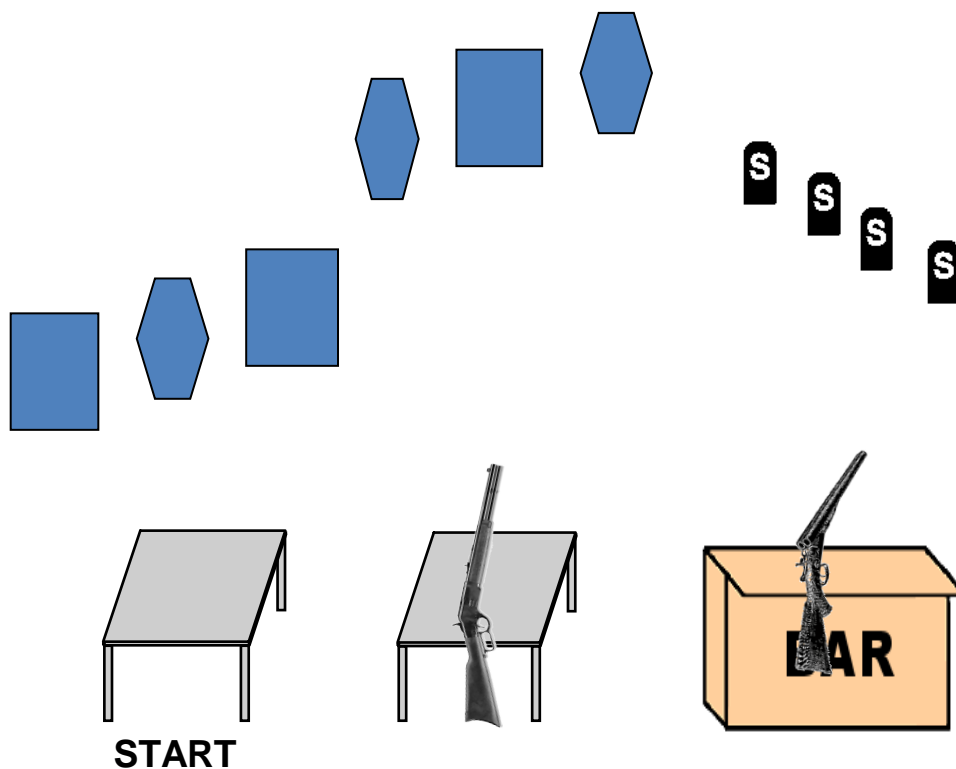
Order: Shooter's Choice

Procedure: Say “**There's no live and let live with bugs!**” and wait for the beep.

ATB, with pistols as needed from behind left table, engage P1 and P2 with two on each, then one on each, then two on each, alternating. With rifle, engage R1 and R2 same as pistols. With shotgun, engage shotgun targets in any order.

Note: Saloon doors may be open or closed.

Warm-Up Stage Bay 4



Ammo: Pistols 10, Rifle 10, Shotgun 4+

Staging: Rifle staged on table at center stage

Pistols holstered

Shotgun staged on the bar

Start: Standing behind left table, hands on table.

Order: Pistols/Rifle/SG

Procedure: Say "They say it's a light leadin' you to Heaven" and wait for the beep.

ATB, with pistols as needed, engage P1 - P3 with a Double-Tap Nevada Sweep from either direction. With rifle engage R1 - R3 same as pistols. Engage shotgun targets in any order.

Note: