

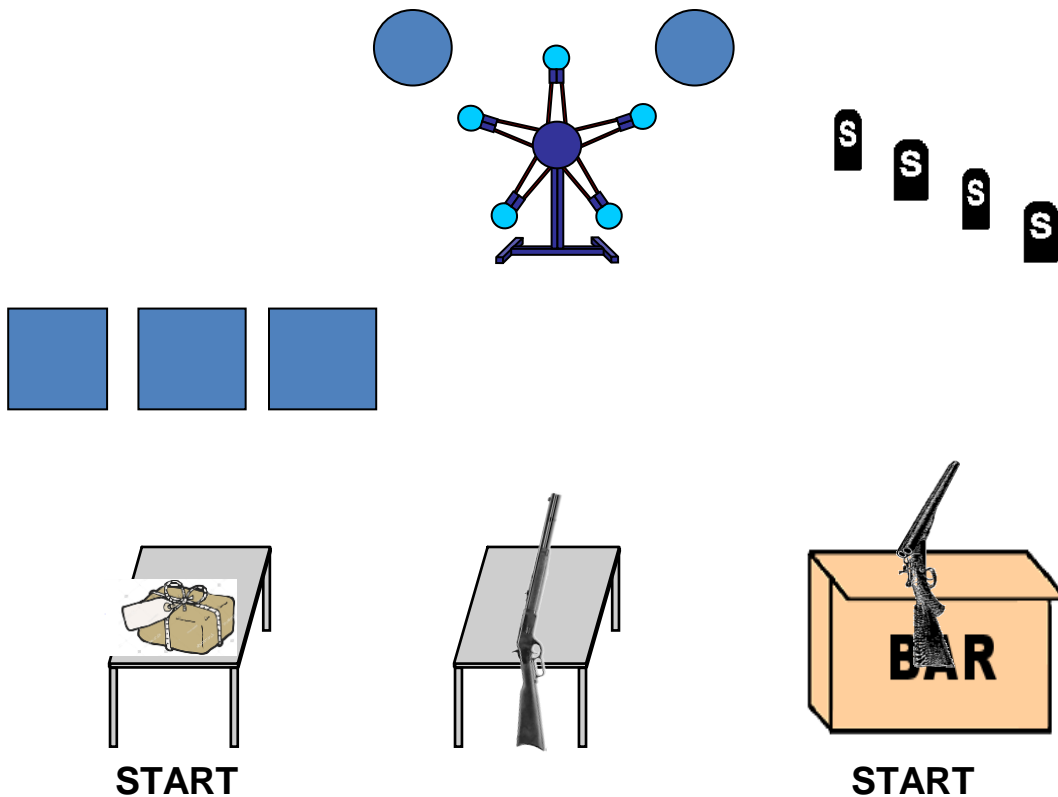


December 2019 Stages

MERRY CHRISTMAS TO ALL OUR
COWBOYS AND COWGIRLS

Compliments of The Rainmaker

Stage 1, Bay 4



Ammo: Pistols 10, Rifle 10, Shotgun 4+

Staging: Rifle staged on table at center stage
Pistols holstered
Shotgun staged on the bar

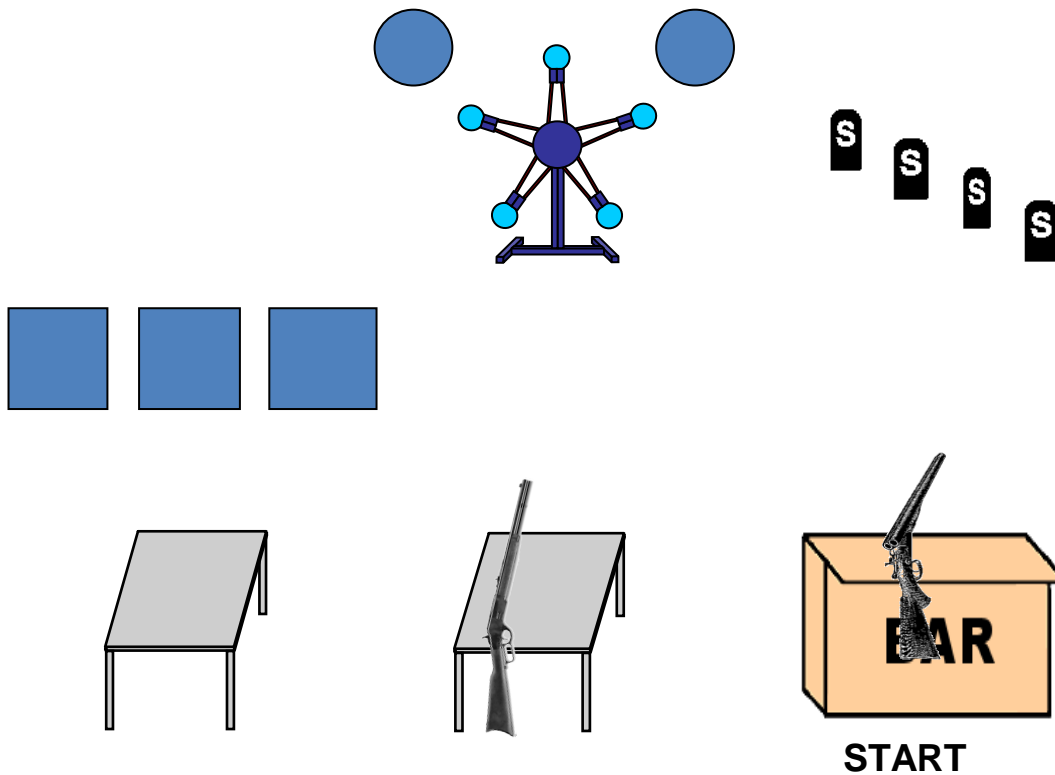
Start: Standing behind left table, holding package in both hands .

Procedure: Say "What's a Yuletide anyway?" and wait for the beep.

ATB, with pistols as needed, engage P1 - P3 with two separate Nevada Sweeps, from either direction each time. With rifle engage R1, the Christmas Star and R2 with a Nevada Sweep, using star plates as the center target. Engage shotgun targets in any order.

Note: Shooter may make up Star plates with shotgun after shotgun targets.

Stage 2, Bay 4



Ammo: Pistols 10, Rifle 10, Shotgun 4+

Staging: Rifle staged on table at center stage

Pistols holstered

Shotgun staged on the bar

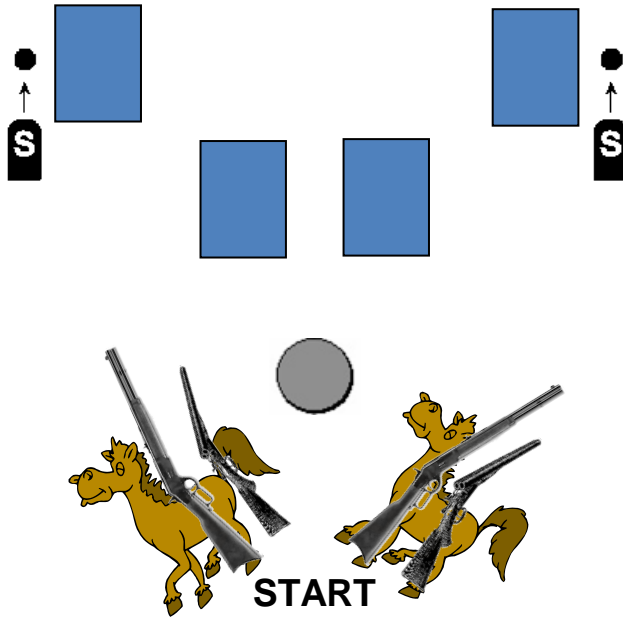
Start: Standing behind bar, hands on hips.

Procedure: Say “**Deck what halls?**” and wait for the beep.

ATB, Engage shotgun targets in any order. With rifle, engage R1 and R2 with alternating Double-Taps, starting on either. From behind left table, with pistols as needed, engage **P1 and P3** with alternating Double-Taps, starting on either.

Note: P2 is a no-shoot.

Stage 3, Bay 4



Ammo: Pistols 10, Rifle 10, Shotgun 4+

Staging: Rifle staged on either horse or held in both hands
Pistols holstered

Shotgun staged on either horse or held in both hands

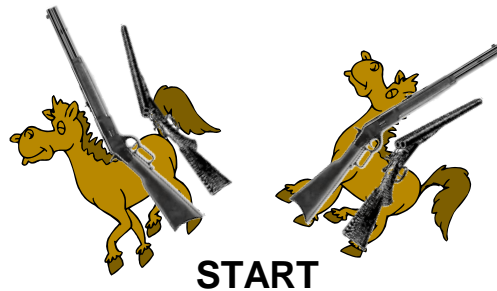
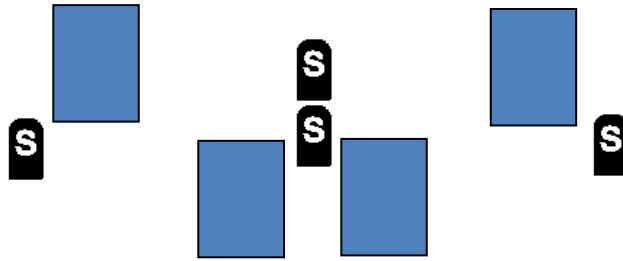
Start: Standing between horses, rifle or shotgun held in both hands.

Procedure: Say “**How do you bring good tidings?**” and wait for the beep.

ATB, shooter's choice, rifle or shotgun first. With rifle, engage RP1 - RP4 with a Badger Sweep, from either direction. With shotgun, engage knockdowns and pop-ups in any order. Move to stone, but not past and with pistols as needed, engage RP1 - RP4 with a continuous Badger Sweep, from either direction.

Note: Misses on pop-ups will not be misses, but if hit will be 3 sec bonuses each. A Badger Sweep is shot 1-2-3-4-1-2-3-1-2-1.

Stage 4, Bay 4



Ammo: Pistols 10, Rifle 10, Shotgun 4+

Staging: Rifle staged on either horse
Pistols holstered
Shotgun staged on **other** horse

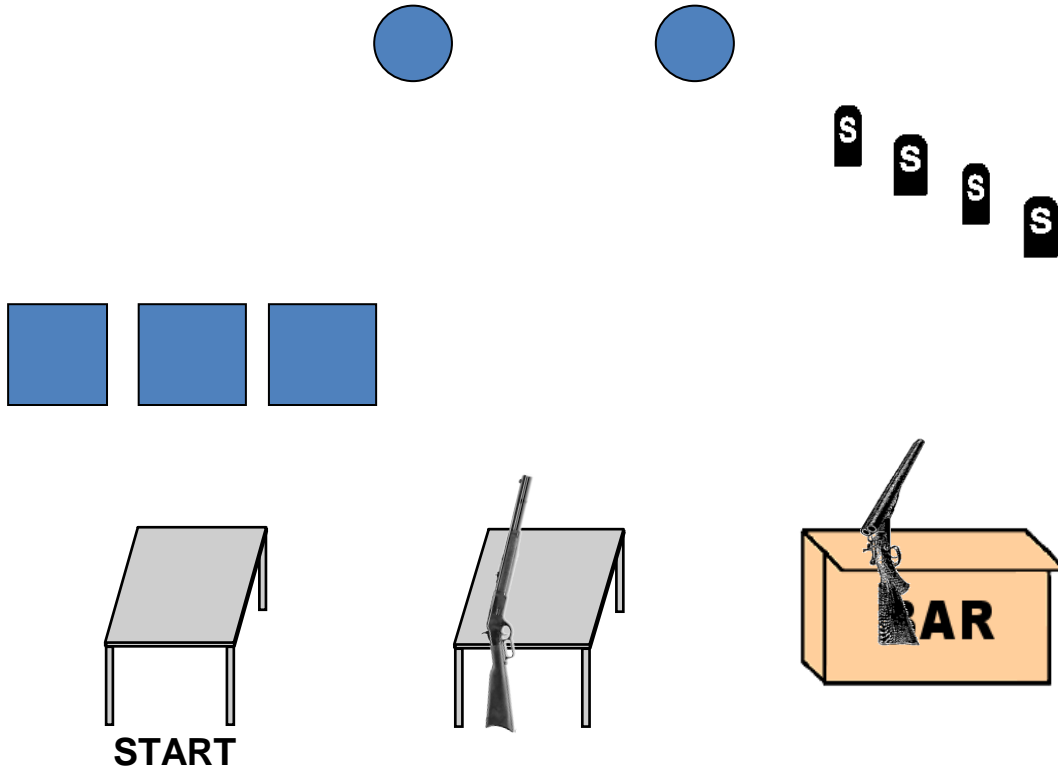
Start: Standing between horses, hands above shoulders.

Procedure: Say “**Does anyone really eat fruitcake?**” and wait for the beep.

ATB, shooter's choice on order, rifle cannot be last, With pistols as needed, engage INNER two Cowboys with a continuous Lawrence Welk Sweep, starting on either. With rifle, engage OUTER two Cowboys with a Lawrence Welk Sweep, starting on either. Engage shotgun targets in any order.

Note: A Lawrence Welk Sweep is one on 1, two on 2, three on 1 and four on 2.

Warm-Up Stage Bay 4



Ammo: Pistols 10, Rifle 10, Shotgun 4+

Staging: Rifle on table at center stage
Pistols holstered
Shotgun staged on bar

Start: Standing behind left table, hands flat on table.

Procedure: Say "**Bah Humbug!**", and wait for the beep.

ATB, with pistols as needed, engage P1 - P3 with two 3-2 Sweeps, using **two** targets and starting on a different target for each. With rifle, engage R1 and R2 with same directions as pistols. Engage shotgun targets in any order,

Note: