

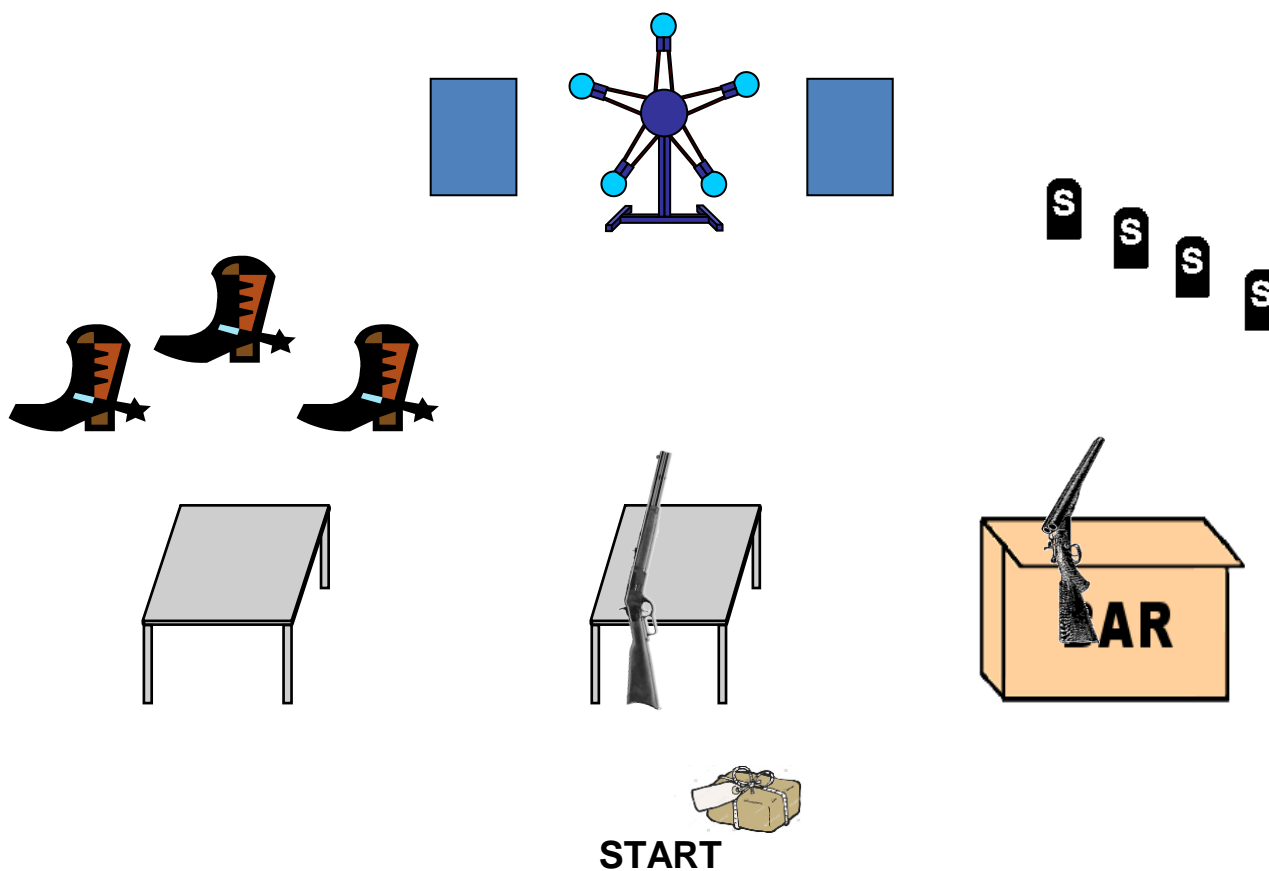


December 2022 Stages

MERRY CHRISTMAS TO ALL AND
TO ALL A CLEAN MATCH

Compliments of The Rainmaker

Stage 1, Bay 4



Ammo: Pistols 10, Rifle 10, Shotgun 4+

Staging: Rifle staged on table at center stage
Pistols holstered
Shotgun staged on the bar

Start: Standing in center doorway, holding package in both hands .

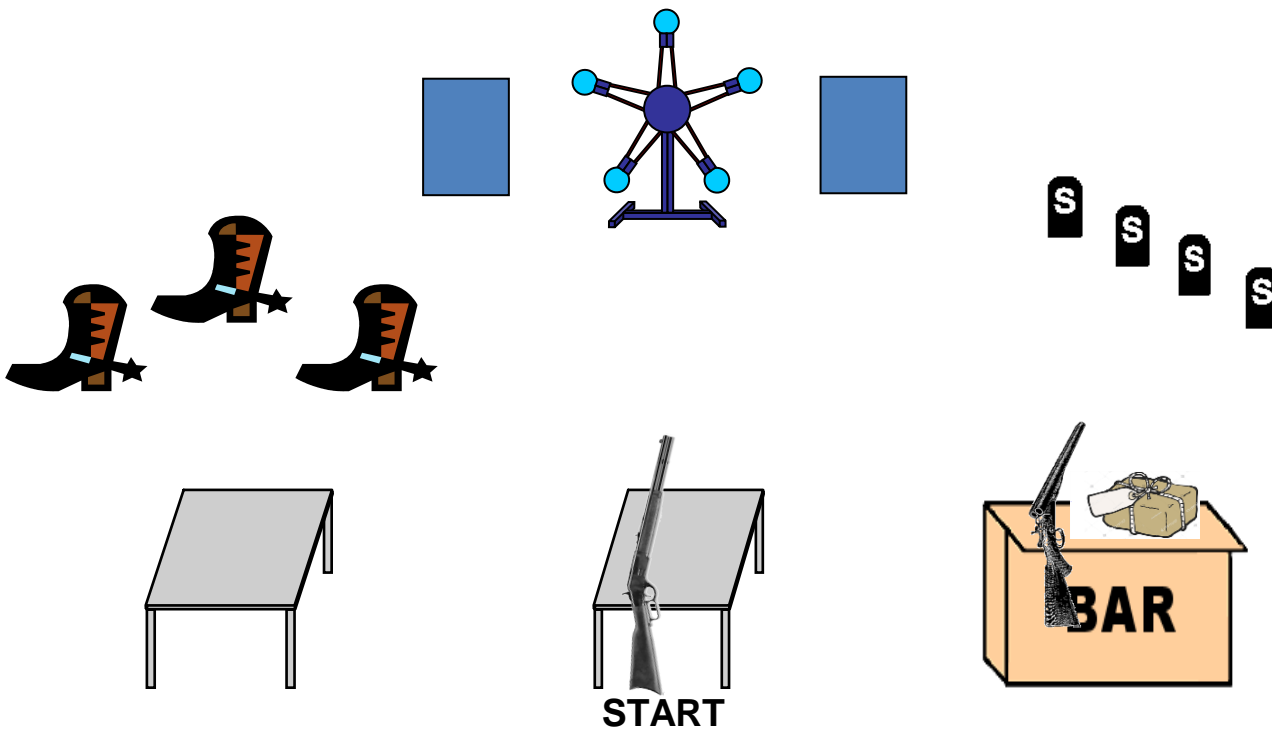
Order: Shooter's Choice

Procedure: Say "What's a Yuletide anyway?" and wait for the beep.

ATB, With pistols as needed from behind left table, engage P1 - P3 with at least three (3) on each. With rifle engage the Christmas Star until all plates are off with any remaining rounds on a rectangle. Engage shotgun targets in any order.

Note: Rifle misses on rectangles will not be scored as misses but any unfired rounds will be misses.

Stage 2, Bay 4



Ammo: Pistols 10, Rifle 10, Shotgun 4+

Staging: Rifle staged on table at center stage

Pistols holstered

Shotgun staged on the bar

Start: Standing behind table at center stage, hands on rifle.

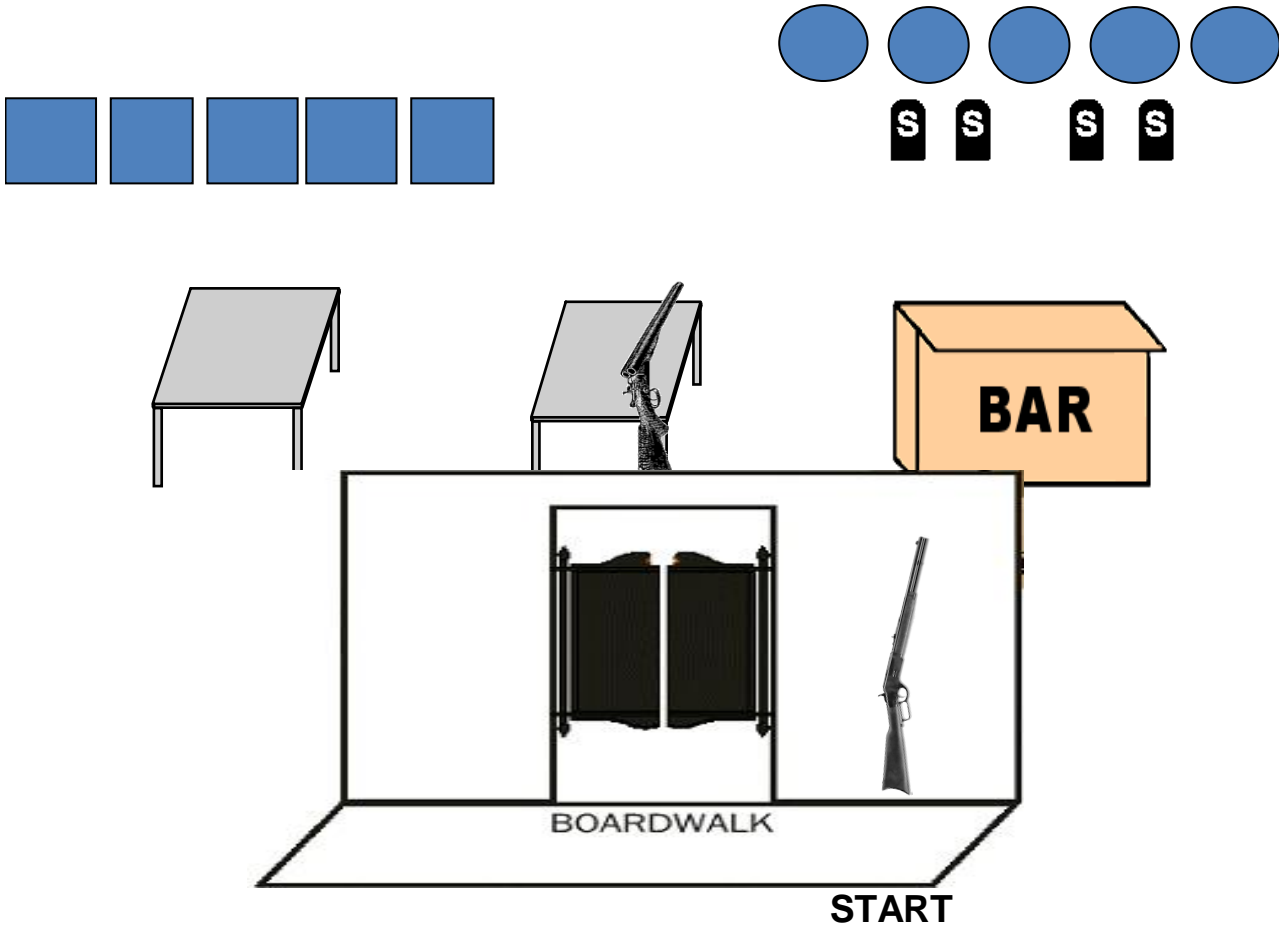
Order: Rifle first

Procedure: Say “**Deck what halls?**” and wait for the beep.

ATB, with rifle, engage R1 and R2 with alternating Triple-Taps then Double-Taps, starting on either. From left table, with pistols as needed, engage P1 and P3 same as rifle. With shotgun, engage shotgun targets in any order.

Note: At least four (4) shotgun shells will be staged under present and used first.

Stage 3, Bay 4



Ammo: Pistols 10, Rifle 9, Shotgun ?

Staging: Rifle held in both hands
Pistols holstered
Shotgun staged on table at center stage

Start: Standing in right window, rifle held in both hands.


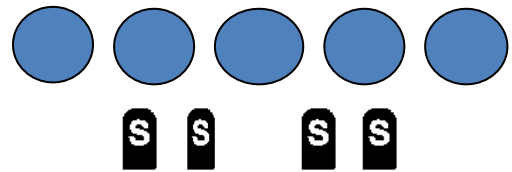
Order: Rifle first

Procedure: Say “**Fruitcake again?**” and wait for the beep.

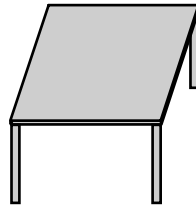
ATB, with rifle, engage all five (5) Circles then the four knockdowns. With pistols as needed from behind left table, engage Squares with two sweeps from either direction each time. If needed, with shotgun, engage any remaining knockdowns.

Note: Rifle misses on KD will not be misses unless left up.

Stage 4, Bay 4



START



START

Ammo: Pistols 10, Rifle 10, Shotgun 4+

Staging: Rifle staged on the bar
Pistols holstered
Shotgun staged on the bar

Start: Standing behind left table or bar, hands flat on table or bar.

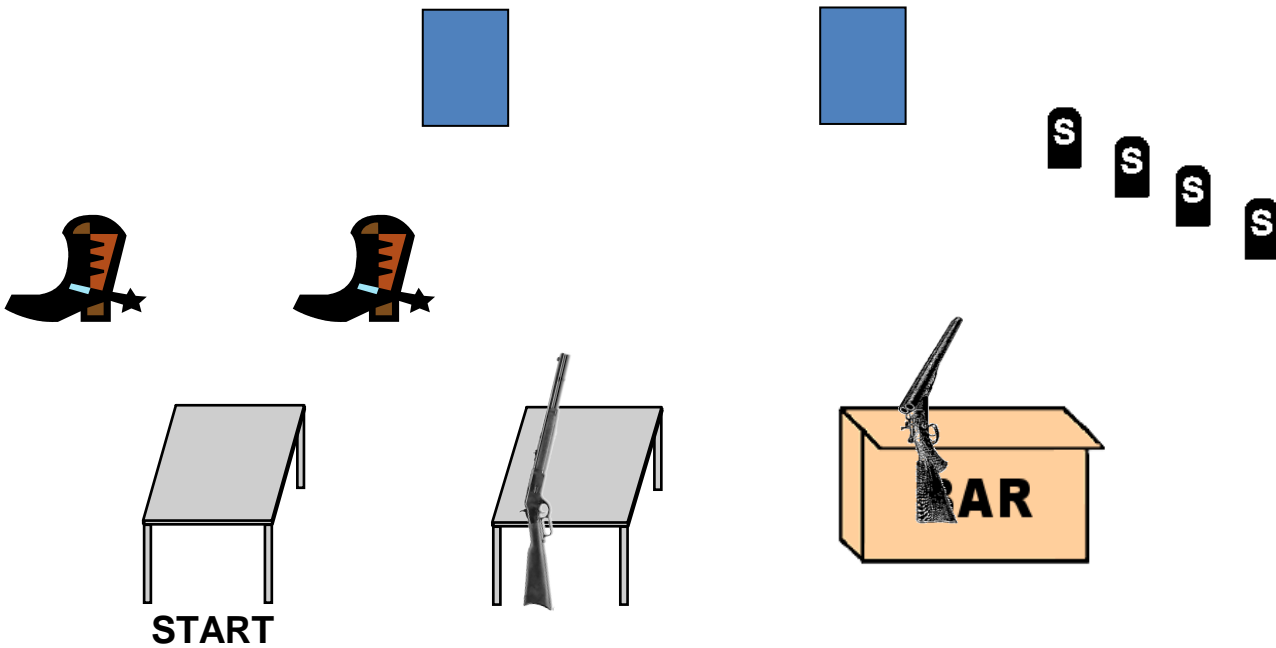
Order: Rifle not last

Procedure: Say "Bah humbug!" and wait for the beep.

ATB, with pistols as needed, engage Squares with a continuous Double-Tap Sweep, from either direction. With rifle, engage Circles same as pistols. With shotgun, engage shotgun targets in any order.

Note:

Warm-Up Stage Bay 4



Ammo: Pistols 10, Rifle 10, Shotgun 4+

Staging: Rifle on table at center stage
Pistols holstered
Shotgun staged on bar

Start: Standing behind left table, hand(s) on pistol(s).

Procedure: Say "**Merry Christmas!**", and wait for the beep.

ATB, with pistols as needed, engage P1 and P2 with five (5) on each. With rifle, engage R1 and R2 with same directions as pistols. Engage shotgun targets in any order,

Note: