

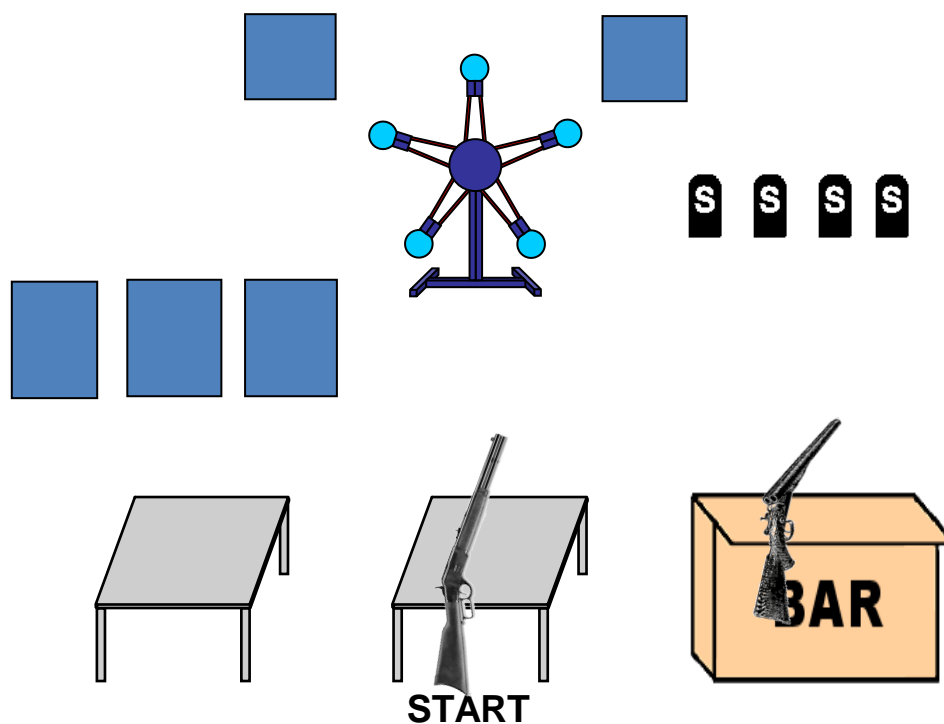


December 2023 Stages

FEATURING
A DOC HOLLIDAY
CHRISTMAS

Compliments of The Rainmaker

Stage 1, Bay 4



Ammo: Pistols 10, Rifle 10, Shotgun 4+

Staging: Rifle held in both hands

Pistols holstered

Shotgun staged on the bar

Start: Standing behind table at center stage, holding rifle in both hands

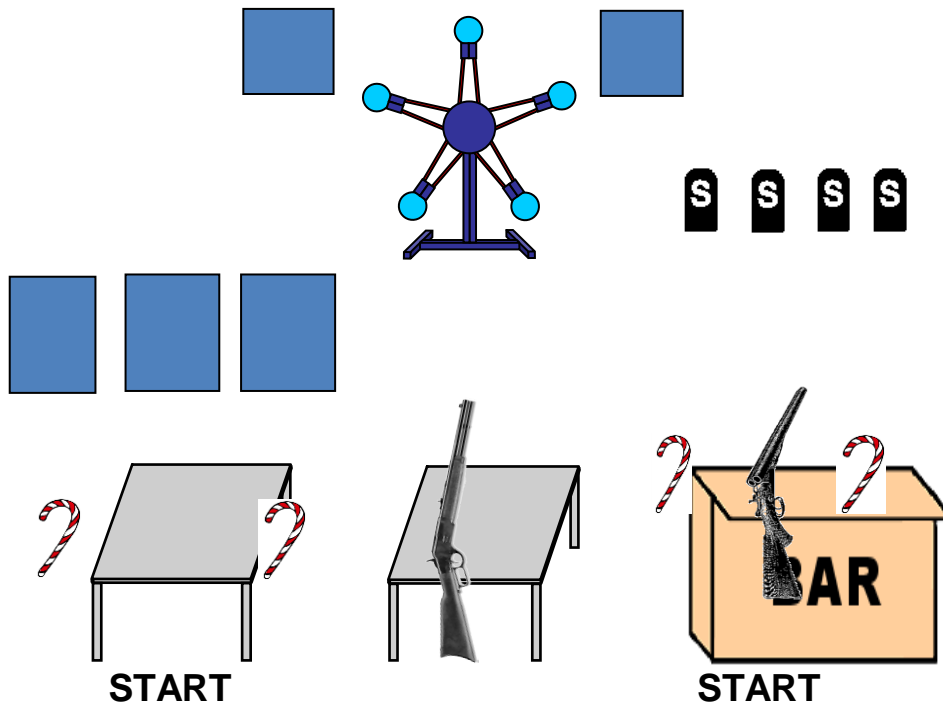
Order: Rifle first

Procedure: Say “**You're a poinsettia if ya do!**” and wait for the beep.

ATB, with rifle, engage R1, the Christmas Star and R2 with a Nevada Sweep, using the plates on the star as the center target. With pistols as needed from behind left table, engage P1 - P3 with a continuous Nevada Sweep, starting on either end. With shotgun, engage shotgun targets in any order.

Note: Your Nevada Sweeps will end in the center. Any plates left on the Star will be misses.

Stage 2, Bay 4



Ammo: Pistols 10, Rifle 10, Shotgun 4+

Staging: Rifle staged on the table at center stage

Pistols holstered

Shotgun staged on the bar

Start: Standing behind left table or bar, holding a candy cane in each hand.

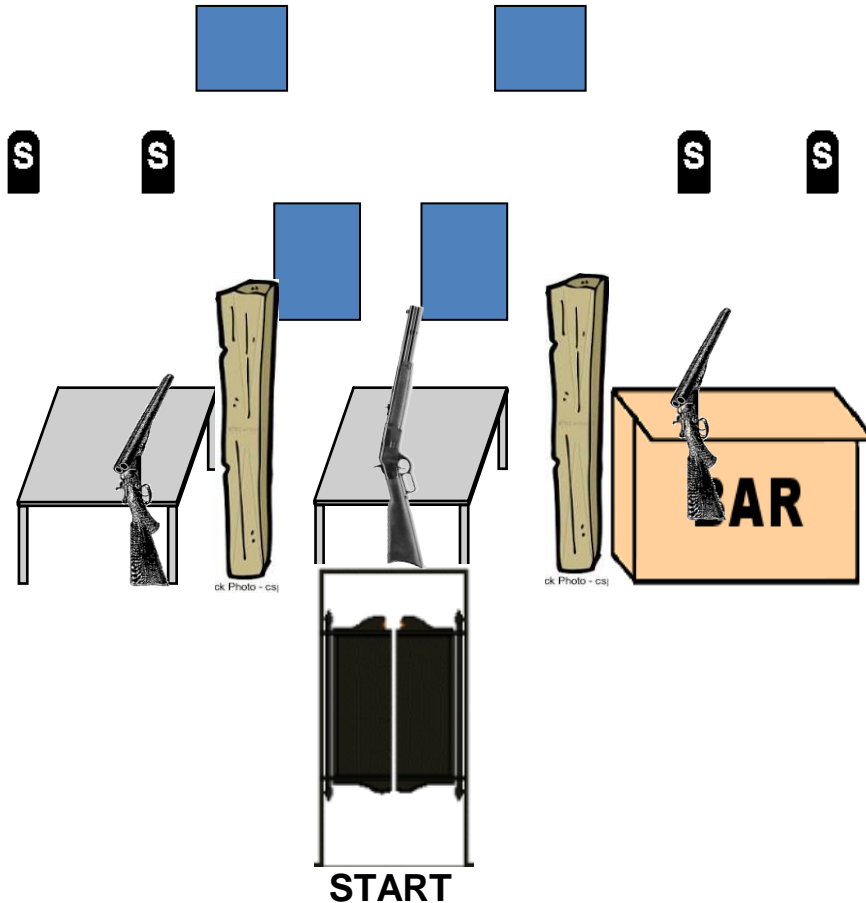
Order: Pistols/Rifle SG or SG/Rifle Pistols

Procedure: Say “**I have two candy canes, one for each of ya!**” and wait for the beep.

ATB, with pistols as needed, engage P1 - P3 with at least three (3) on each. With rifle, engage the Christmas Star until all plates are off with any remaining rounds on a Square. With shotgun, engage shotgun targets in any order.

Note: Any plates left on the Star will be misses and misses on the Squares will be misses.

Stage 3, Bay 4



Ammo: Pistols 10, Rifle 10, Shotgun 4+

Staging: Rifle staged on table at center stage
Pistols holstered
Shotgun staged on left table or the bar

Start: Standing in center doorway, hands on saloon doors (may be open).

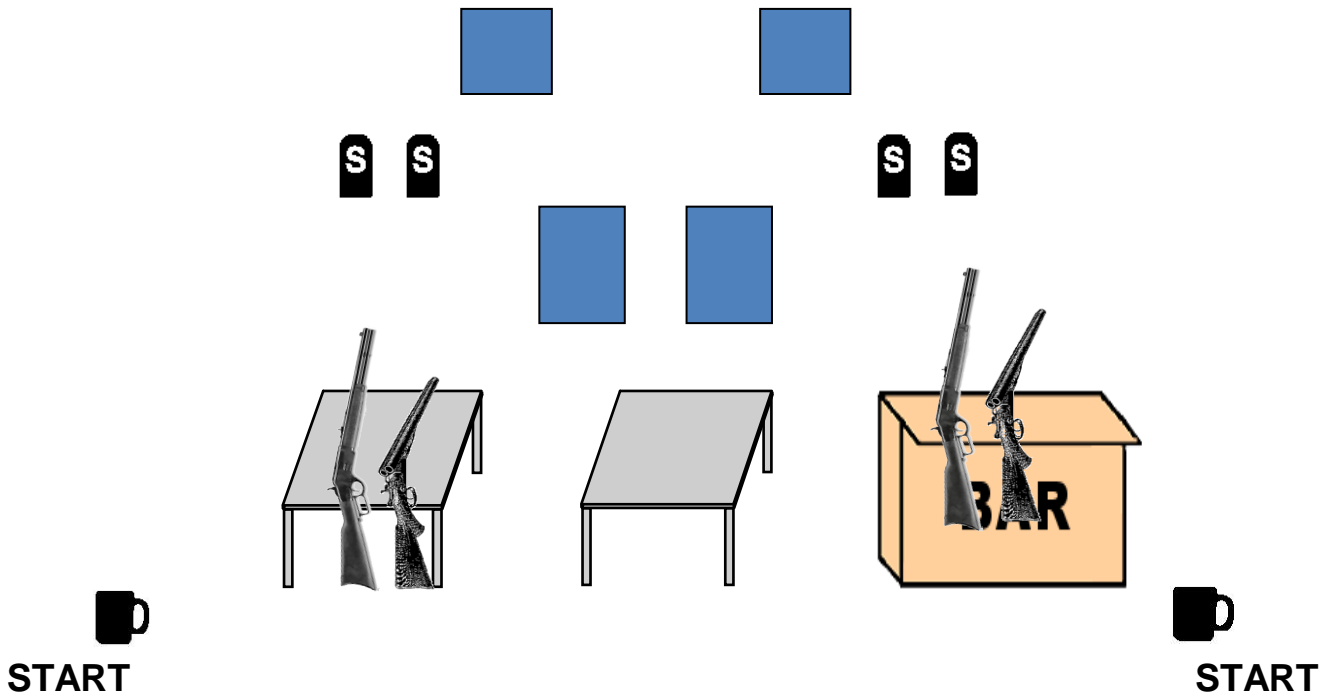
Order: Rifle not last

Procedure: Say “**It's not revenge he's after, it's the Fruitcake!**” and wait for the beep.

ATB, with rifle engage R1 and R2 with Double-Taps then Triple-Taps (yes). With pistols as needed from center table, engage P1 and P2 same as rifle. With shotgun, engage two shotgun targets from the bar and two from the left table.

Note: SG must be fired from outside of posts.

Stage 4, Bay 4



Ammo: Pistols 10, Rifle 10, Shotgun 4+

Staging: Rifle staged on left table or bar
Pistols holstered
Shotgun staged opposite of rifle

Start: Standing in either side doorway, holding cocoa cup in one hand.

Procedure: Say “**In Cocoa Veritas!**” and wait for the beep.

ATB, move to first firing position and set cup down. With rifle, engage R1 and R2 with four (4) on each and two KD. With pistols as needed from center table, repeat rifle instructions for P1 and P2. With shotgun if needed, engage any remaining KD.

Note: Rifle/Pistol misses on KD will not be scored as misses unless left up.

