

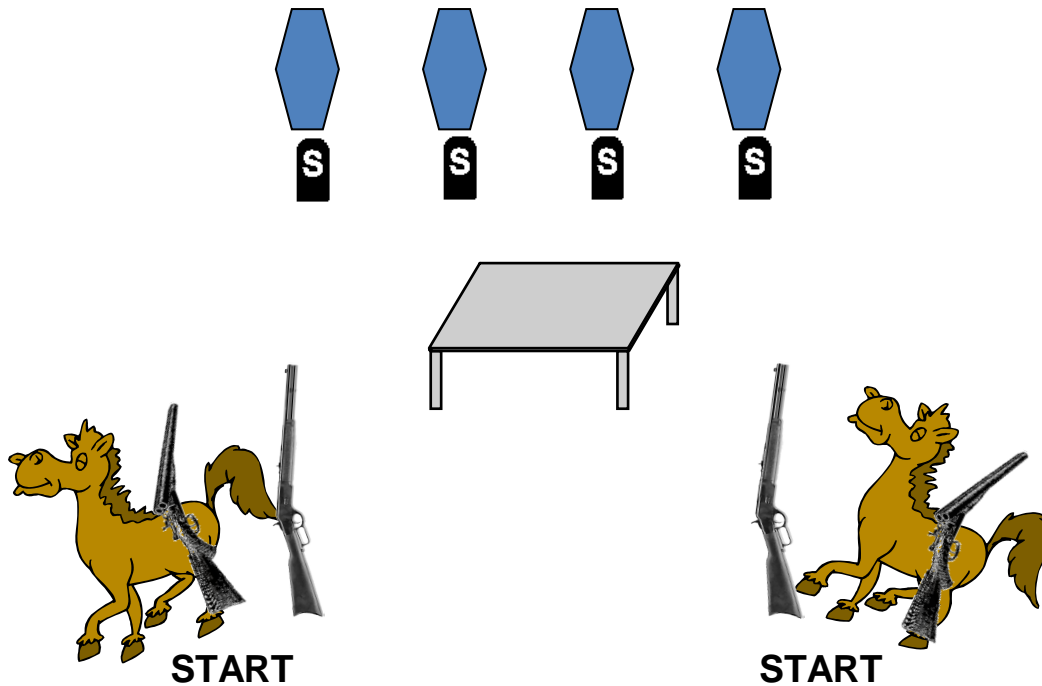


February 2021 Stages

FEATURING THE
COCKEYED COWBOYS
OF CALICO COUNTY

Compliments of The Rainmaker

Stage 1, Bay 3



Ammo: Pistols 10, Rifle 10, Shotgun 4+

Staging: Rifle held in both hands

Pistols holstered

Shotgun staged on either horse

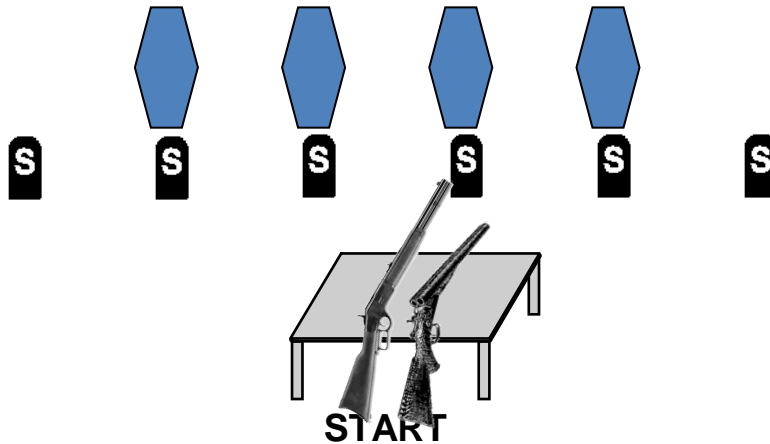
Start: Standing behind either horse, holding rifle in both hands.

Procedure: Say “**Here she comes!**” and wait for the beep.

ATB, with rifle engage RP1 - RP4 with a 3-2-3-2 Sweep, from either direction. Take shotgun to table and engage shotgun targets in any order. With pistols as needed, engage RP1 - RP4 same as rifle.

Note:

Stage 2, Bay 3



Ammo: Pistols 10, Rifle 10, Shotgun ?

Staging: Rifle staged on the table
Pistols holstered
Shotgun staged on the table

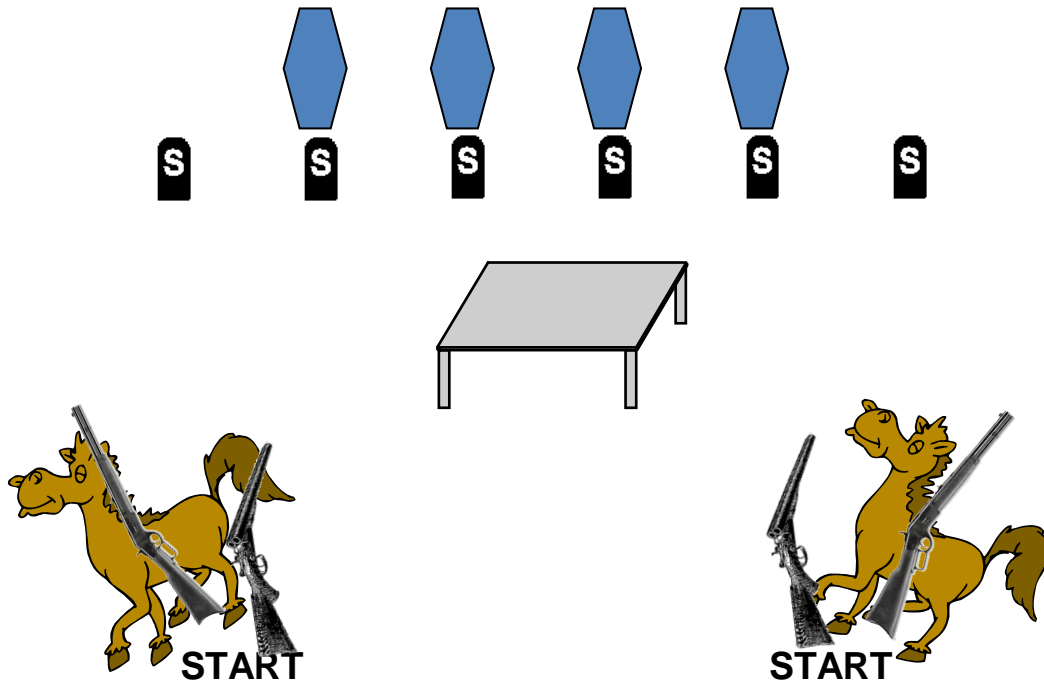
Start: Standing behind table, one hand on rifle, one on a pistol.

Procedure: Say “Yeah, well it isn't for you!” and wait for the beep.

ATB, with rifle engage all targets alternating between Coffins and knockdowns, starting and ending with a knockdown (end with 2 KD). With pistols as needed, engage the Coffins with a continuous Nevada Sweep, from either direction. If needed with shotgun, engage any knockdowns remaining.

Note: Rifle misses on the knockdowns will not be misses unless left up.

Stage 3, Bay 3



Ammo: Pistols 10, Rifle 10, Shotgun 6+

Staging: Rifle staged on either horse
Pistols holstered
Shotgun held in one hand

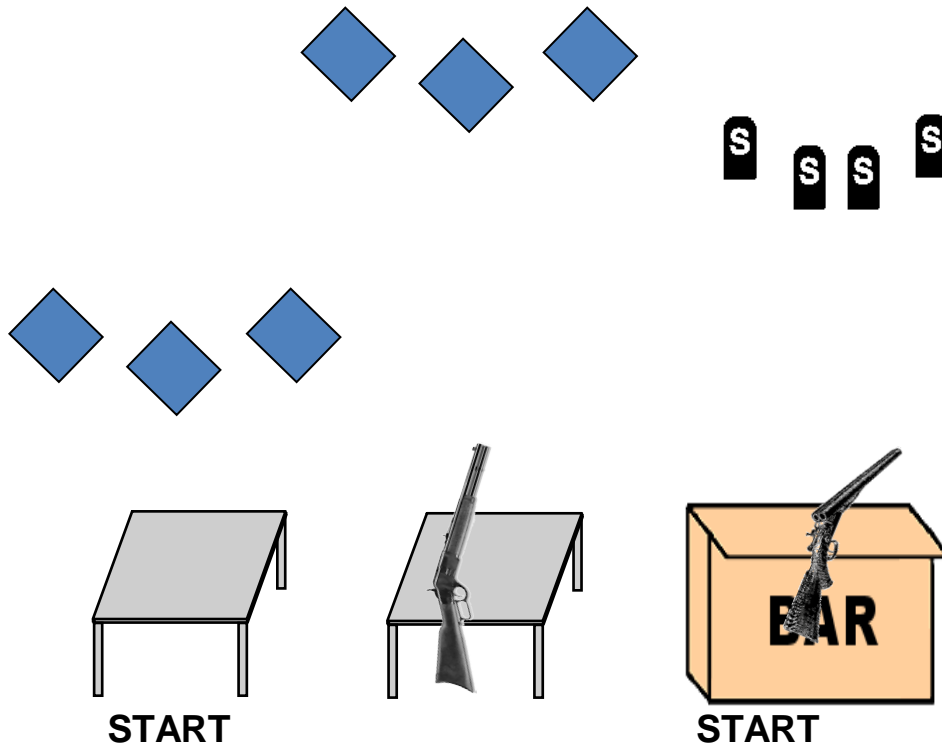
Start: Standing behind either horse, holding shotgun in one hand, other hand on shells.

Procedure: Say “I just wanna be left alone!” and wait for the beep.

ATB, with shotgun, engage at least TWO shotgun targets in any order. With rifle, engage TWO near Coffins with alternating Double-Taps. Move to table (don't forget your shotgun) and with pistols as needed, engage remaining two Coffins with same directions as rifle. With shotgun, engage remaining shotgun targets (if needed).

Note: Ensure rifle (and shotgun) is restaged facing side berm.

Stage 4, Bay 4



Ammo: Pistols 10, Rifle 10, Shotgun 4+

Staging: Rifle staged on table at center stage
Pistols holstered
Shotgun staged on the bar

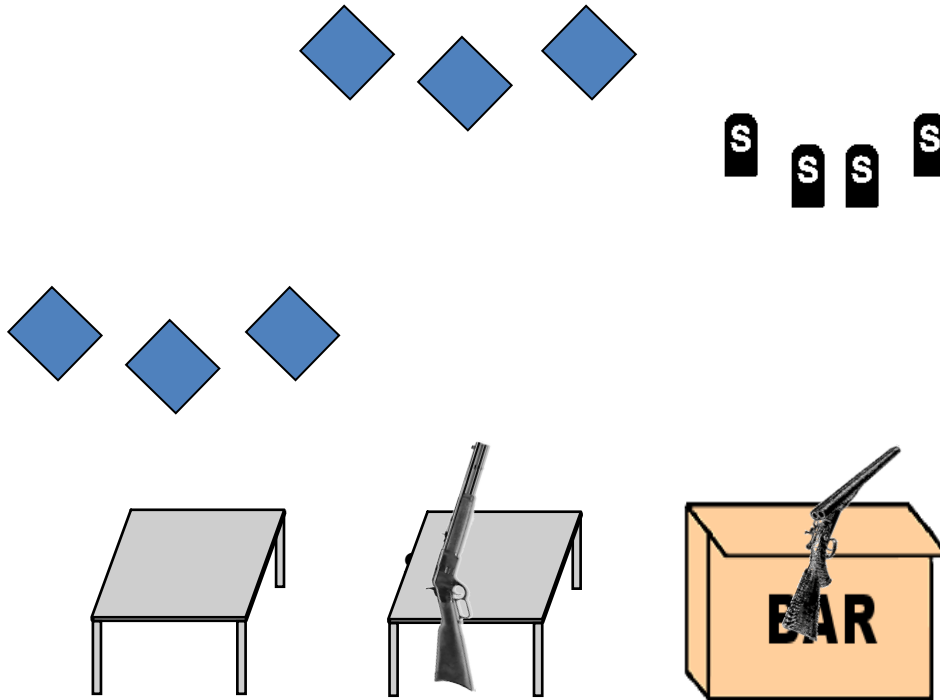
Start: Standing behind bar or left table, hands touching hat.

Procedure: Say "I'll drink to that!" and wait for the beep.

ATB, Shooter's choice to start with pistols or shotgun. With pistols as needed, engage P1 - P3 with a continuous 1-2-4-2-1 Nevada Sweep, from either direction. With rifle, engage R1 - R3 same as pistols. Engage shotgun targets in any order.

Note: If starting at bar, order is shotgun/rifle/pistols.

Stage 5, Bay 4



START

Ammo: Pistols 10, Rifle 10, Shotgun 4+

Staging: Rifle staged on the table at center stage
Pistols holstered
Shotgun staged on the bar

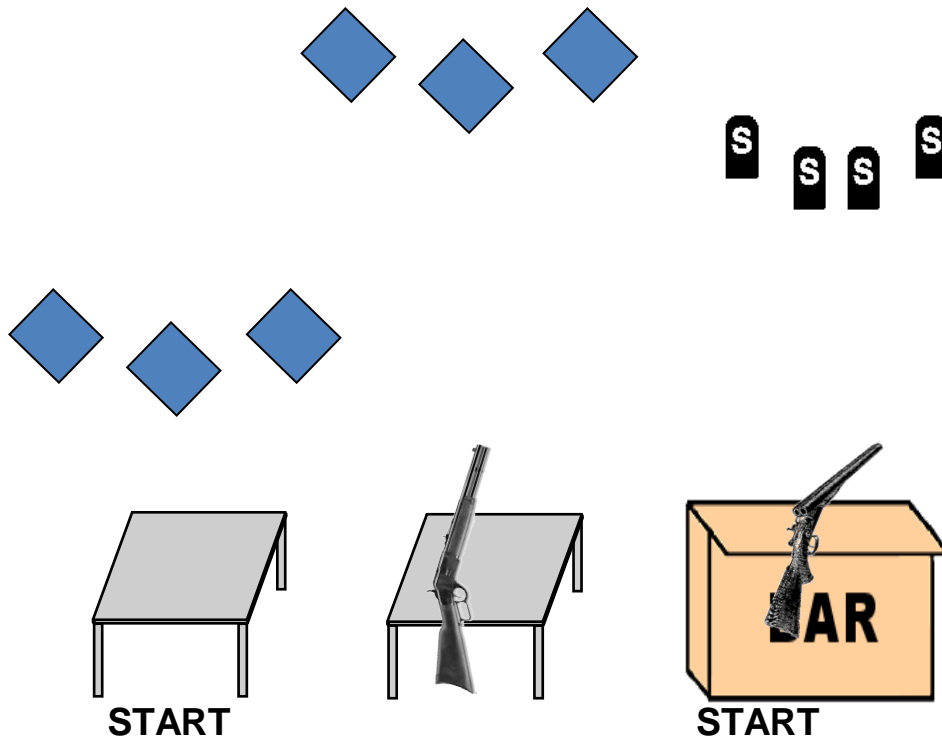
Start: Standing in center doorway, hands on doorposts.

Procedure: Say "I'm teachin' finger to read!" and wait for the beep.

ATB, shooter's choice on order (rifle not last). From behind left table with pistols as needed, engage P1 - P3 with a continuous Double-Tap Nevada Sweep from either direction. With rifle, engage R1 - R3 with same directions as pistols. Engage shotgun targets in any order.

Note:

Stage 6, Bay 4



Ammo: Pistols 10, Rifle 10, Shotgun 4+

Staging: Rifle staged on table at center stage
Pistols holstered
Shotgun staged on the bar

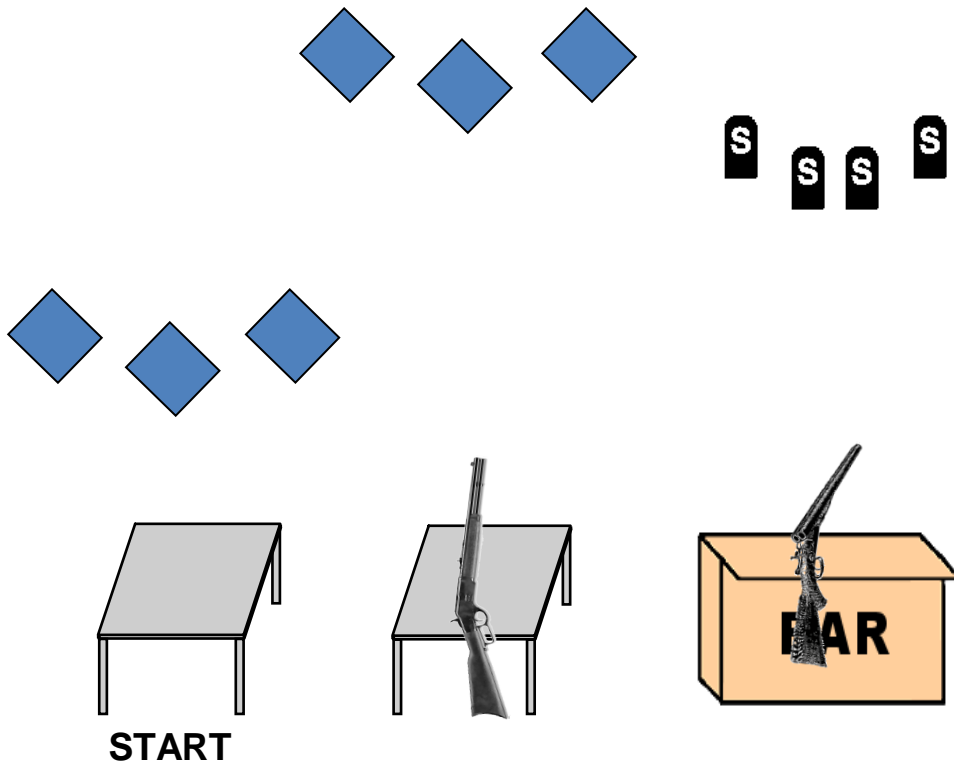
Start: Standing behind bar or left table, hands flat on table or bar.

Procedure: Say "I LOVE YOU TOO!" and wait for the beep.

ATB, shooter's choice to start at left table or bar. If starting at left table, with pistols as needed, engage P1 - P3 with a continuous 4-2-4 Sweep, from either direction. With rifle, engage R1 - R3 with a 4-2-4 Sweep, from either direction. Engage shotgun targets in any order.

Note: If starting at bar, order is shotgun/rifle/pistols.

Warm-Up Stage



Ammo: Pistols 10, Rifle 10, Shotgun 4+

Staging: Rifle staged on table at center stage

Pistols holstered

Shotgun staged on the bar

Start: Standing behind left table, hands flat on table.

Procedure: Say "**Where's my woman (man)?**" and wait for the beep.

ATB, with pistols as needed, engage P1 - P3 with three on each Outside target and four on the Center target. With rifle, engage R1 - R3 same as pistols. Engage shotgun targets in any order.

Note: