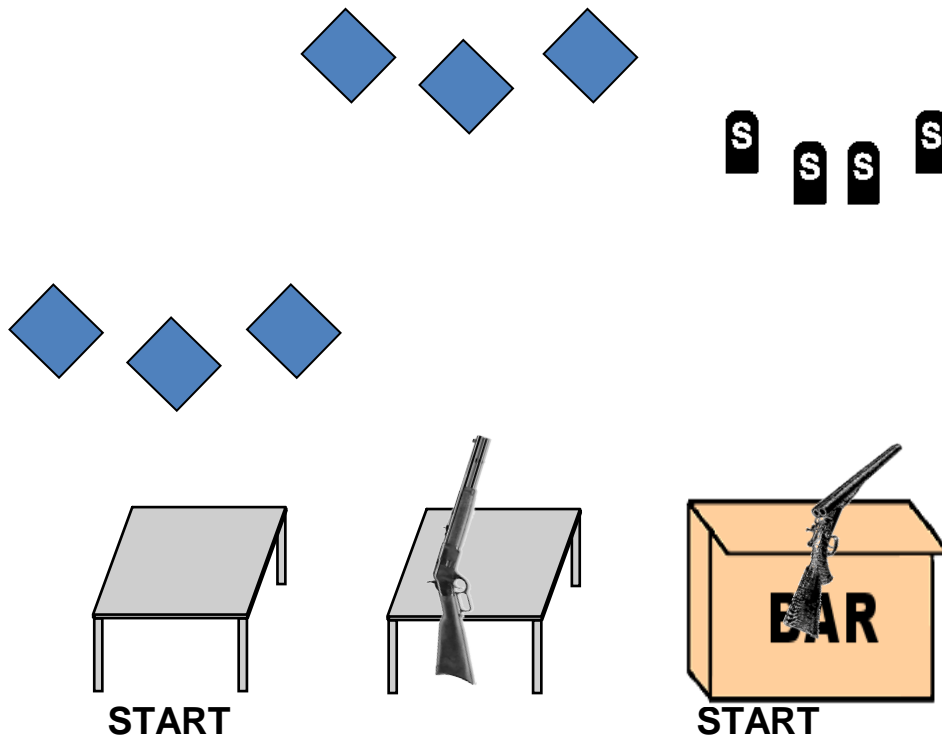


February 2024 Stages

FEATURING
TRUE GRIT AND
MATTIE ROSS

Compliments of The Rainmaker

Stage 1, Bay 4



Ammo: Pistols 10, Rifle 9, Shotgun 4+

Staging: Rifle staged on table at center stage
Pistols holstered
Shotgun staged on the bar

Start: Standing behind bar or left table, arms folded across chest.

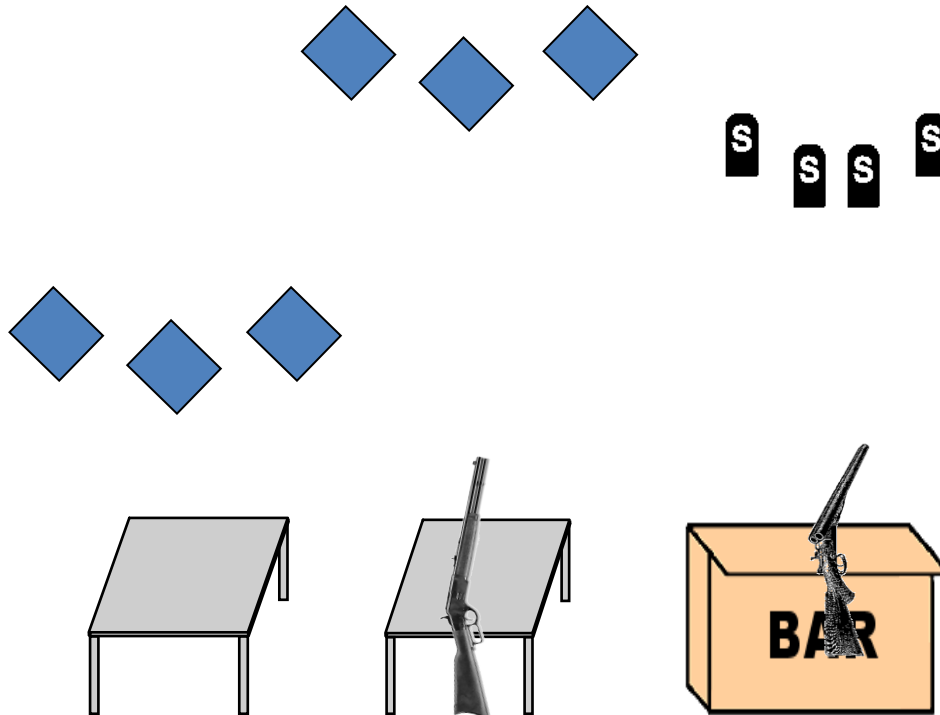
Order: Pistol/Rifle SG or SG/Rifle/Pistol

Procedure: Say “I wanted a man with grit” and wait for the beep.

ATB, with pistols as needed, engage P1 - P3 with a continuous Progressive/Regressive Sweep, from either direction; place the 10th round on a rifle target. With rifle, engage R1 - R3 with a Progressive/Regressive Sweep, from either direction. Engage shotgun targets in any order.

Note: A Progressive/Regressive Sweep is one on 1, two on 2, three on 3, two on 2 and one on 1. If starting with shotgun, order is shotgun, rifle/pistols.

Stage 2, Bay 4



START

Ammo: Pistols 10, Rifle 10, Shotgun 4+

Staging: Rifle staged on table at center stage

Pistols holstered

Shotgun staged on the bar

Start: Standing in center doorway, hands on Saloon Doors (doors may be open).

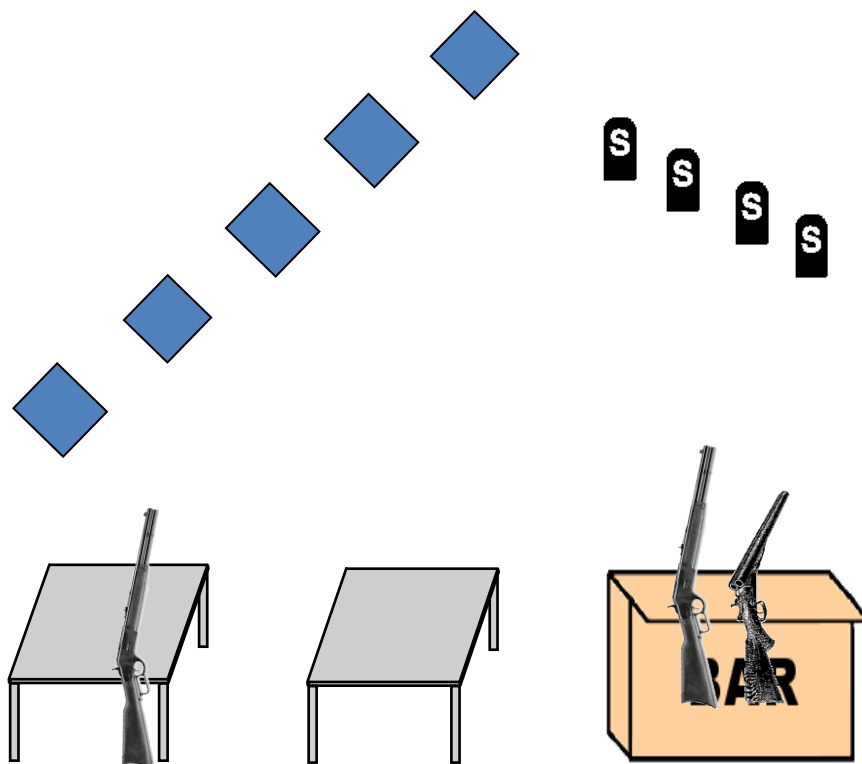
Order: Rifle not last

Procedure: Say “I would not put a thief in my mouth to steal my brains” and wait for the beep.

ATB, with pistols as needed from left table, engage P1 - P3 with a continuous Nevada Sweep from either direction, double-tapping the Center target. With rifle, engage R1 - R3 with same directions as pistols. Engage shotgun targets in any order.

Note:

Stage 3, Bay 4



START

START

Ammo: Pistols 10, Rifle 10, Shotgun 4+

Staging: Rifle staged on left table or bar
Pistols holstered
Shotgun staged on the bar

Start: Standing in either side doorway, hands not touching guns.


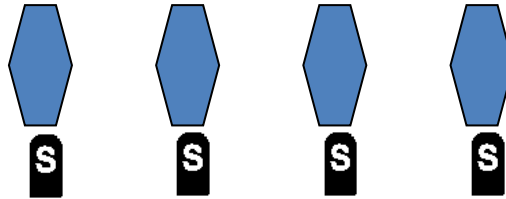
Order: Rifle not last

Procedure: Say “I’m not scared of no *boogerman* !” and wait for the beep.

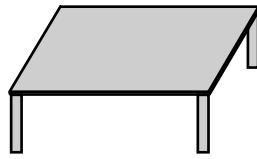
ATB, with pistols as needed, engage three LEFT Diamonds with a 4-2-4 Sweep, from either direction. With rifle from table at center stage, engage three RIGHT Diamonds same as pistols. With shotgun, engage shotgun targets in any order.

Note:

Stage 4, Bay 5



START



START

Ammo: Pistols 10, Rifle 10, Shotgun 4+

Staging: Rifle staged on either horse
Pistols holstered
Shotgun staged on the other horse

Start: Standing behind either horse, hands on gun of choice.

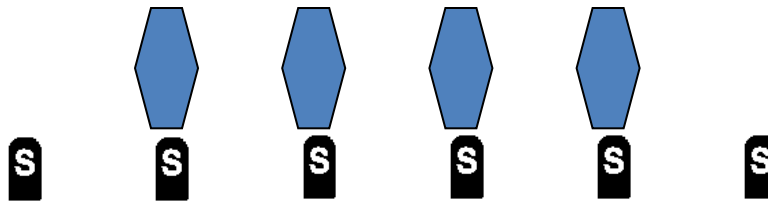
Order: Pistols last

Procedure: Say “**That’s a big story!**” and wait for the beep.

ATB, with rifle engage the Coffins with a Nevada Sweep, starting on either end. With shotgun, engage SG targets in any order. With pistols as needed from behind table, engage Coffins with a continuous Nevada Sweep starting on either end.

Note: SG targets may be engaged anywhere between horse and table. Ensure long guns are restaged facing the side berm.

Stage 5, Bay 5



Ammo: Pistols 10, Rifle 10, Shotgun ?

Staging: Rifle staged on the table
Pistols holstered
Shotgun staged on the table

Start: Standing behind table, one hand on rifle, one on a pistol.

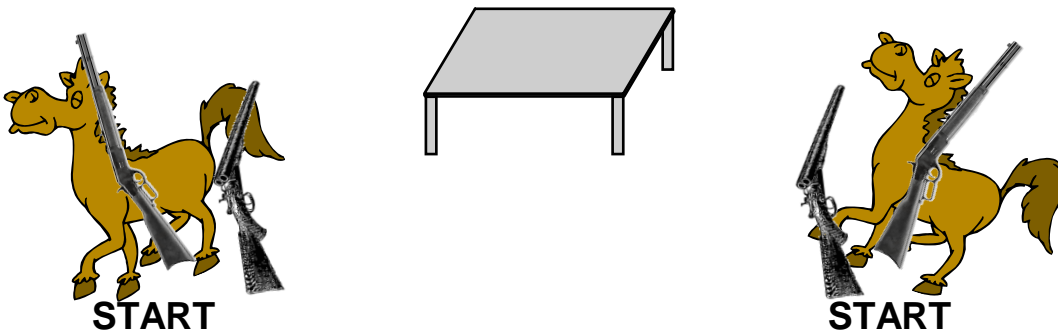
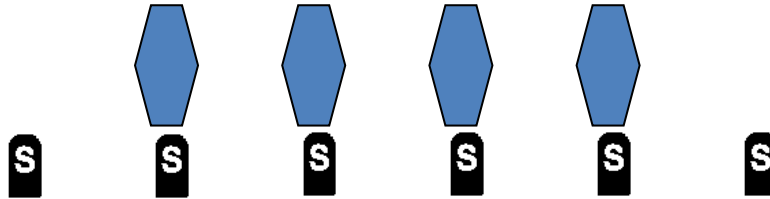
Order: Rifle first

Procedure: Say “My lawyer, J. Noble Daggett” and wait for the beep.

ATB, with rifle engage all targets alternating, starting and ending with a knockdown. With pistols as needed, engage the Coffins with 5 on 4, repeat. If needed with shotgun, engage any knockdowns remaining.

Note: Rifle misses on the knockdowns will not be misses unless left up.

Stage 6, Bay 5



Ammo: Pistols 10, Rifle 10, Shotgun 6+

Staging: Rifle staged on either horse
Pistols holstered
Shotgun held in one hand, other hand on shells.

Start: Standing behind either horse as above.

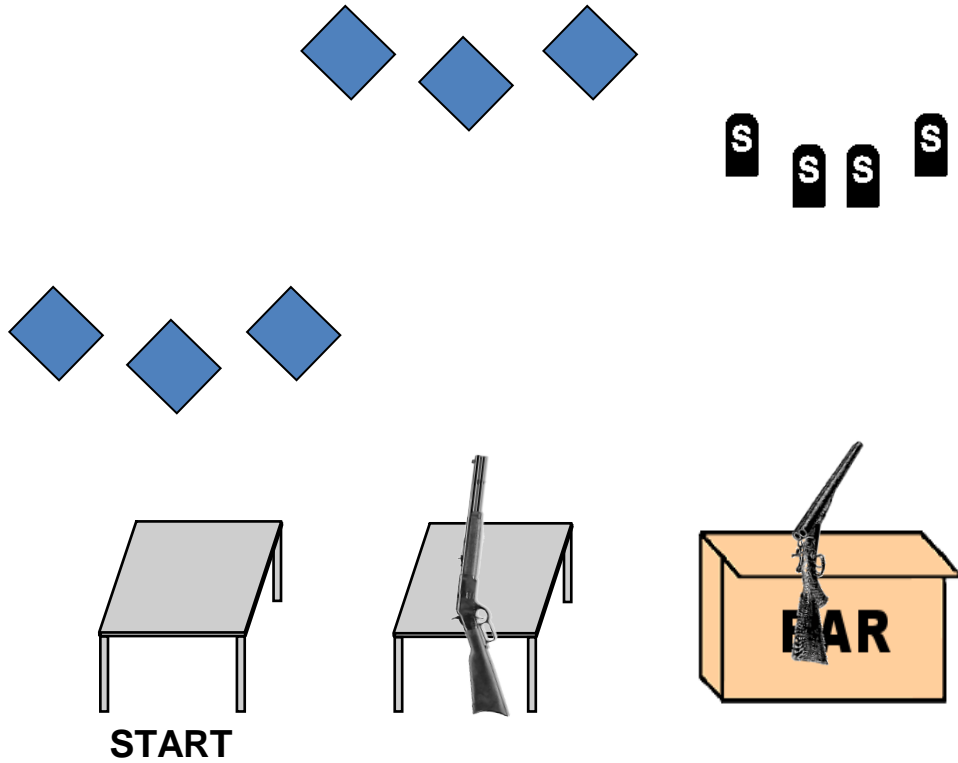
Order: SG/Rifle/Pistols/SG

Procedure: Say "Hooray for the man from Texas!" and wait for the beep.

ATB, with shotgun, engage at least TWO shotgun targets in any order. With rifle, engage TWO Coffins with alternating Double-Taps. Move to table (don't forget your shotgun) and with pistols as needed, engage remaining two Coffins with same directions as rifle. With shotgun, engage remaining shotgun targets.

Note: Ensure rifle is restaged facing side berm.

Warm-Up Stage



Ammo: Pistols 10, Rifle 10, Shotgun 4+

Staging: Rifle staged on table at center stage

Pistols holstered

Shotgun staged on the bar

Start: Standing behind left table, hands flat on table.

Procedure: Say "You sorry piece of trash!" and wait for the beep.

ATB, with pistols as needed, engage P1 - P3 with three on each Outside target and four on the Center target. With rifle, engage R1 - R3 same as pistols. Engage shotgun targets in any order.

Note: