

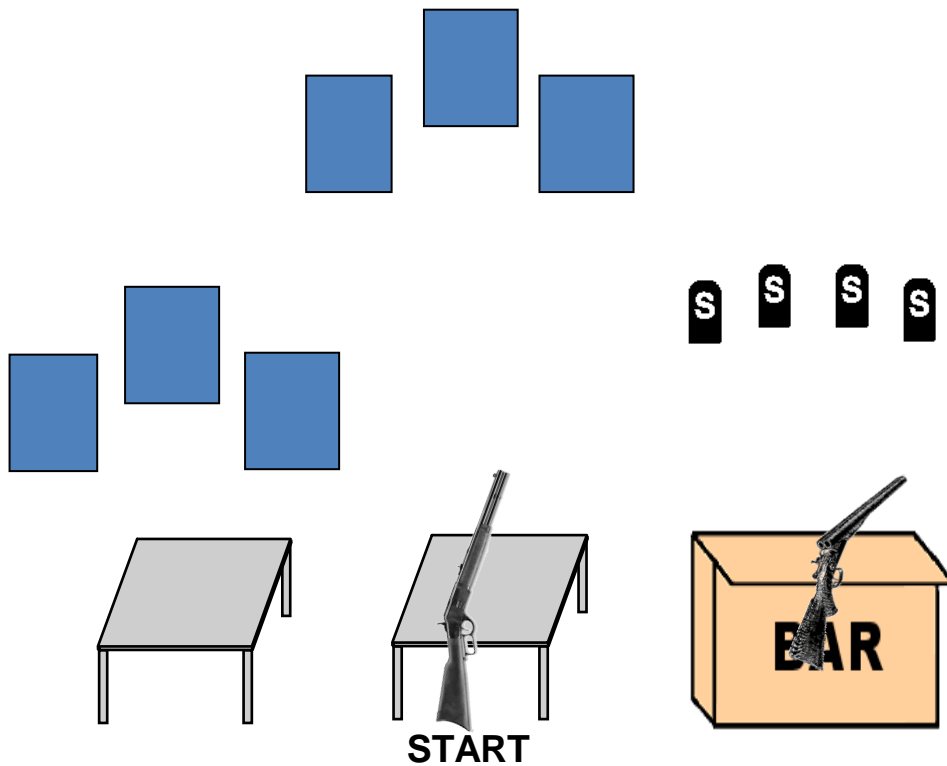


February 2023 Stages

FEATURING
THE GOOD, THE BAD
AND THE UGLY

Compliments of The Rainmaker

Stage 1, Bay 3



Ammo: Pistols 10, Rifle 10, Shotgun 4+

Staging: Rifle staged on table at center stage
Pistols holstered
Shotgun staged on the bar

Start: Standing behind table at center stage, hands on corners of table.

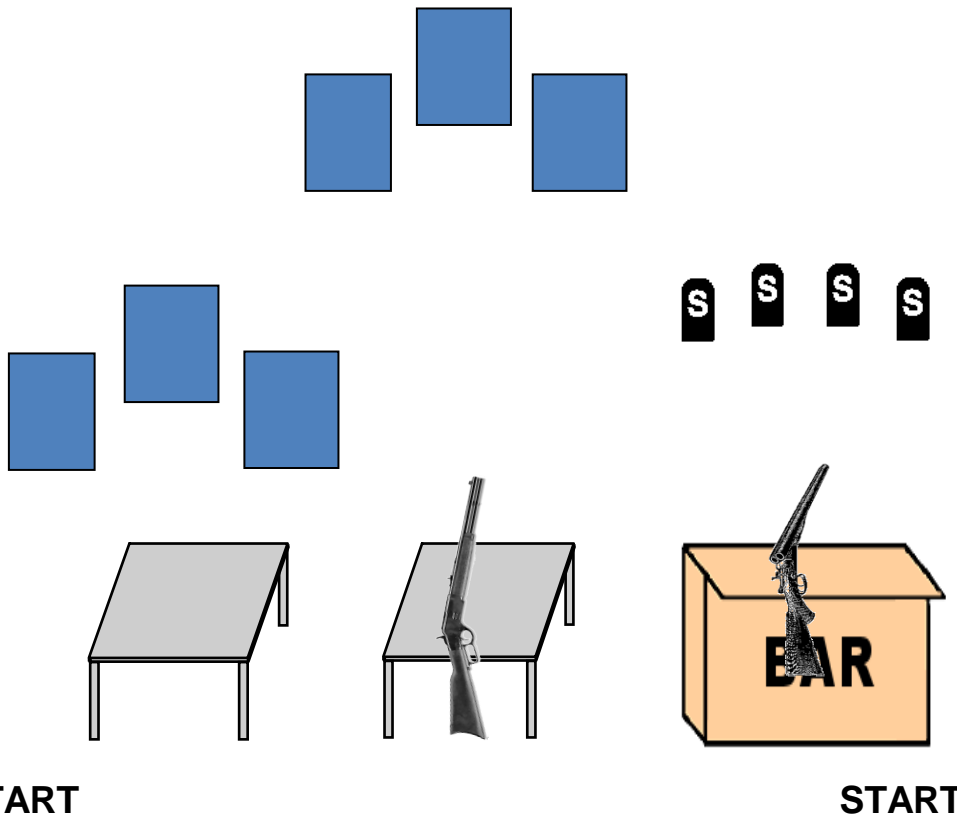
Order: Rifle first

Procedure: Say “**Shoot, don’t talk**” and wait for the beep.

ATB, with rifle engage R1 - R3 with a 4-2-4 Sweep, from either direction. Pistols or SG next. With pistols as needed, engage P1 - P3 same as rifle. With shotgun, engage shotgun targets in any order.

Note: Pistols are engaged from behind left table.

Stage 2, Bay 3



START

START

Ammo: Pistols 10, Rifle 10, Shotgun 4+

Staging: Rifle staged on table at center stage

Pistols holstered

Shotgun staged on the bar

Start: Standing in either side doorway, hands on door frame.

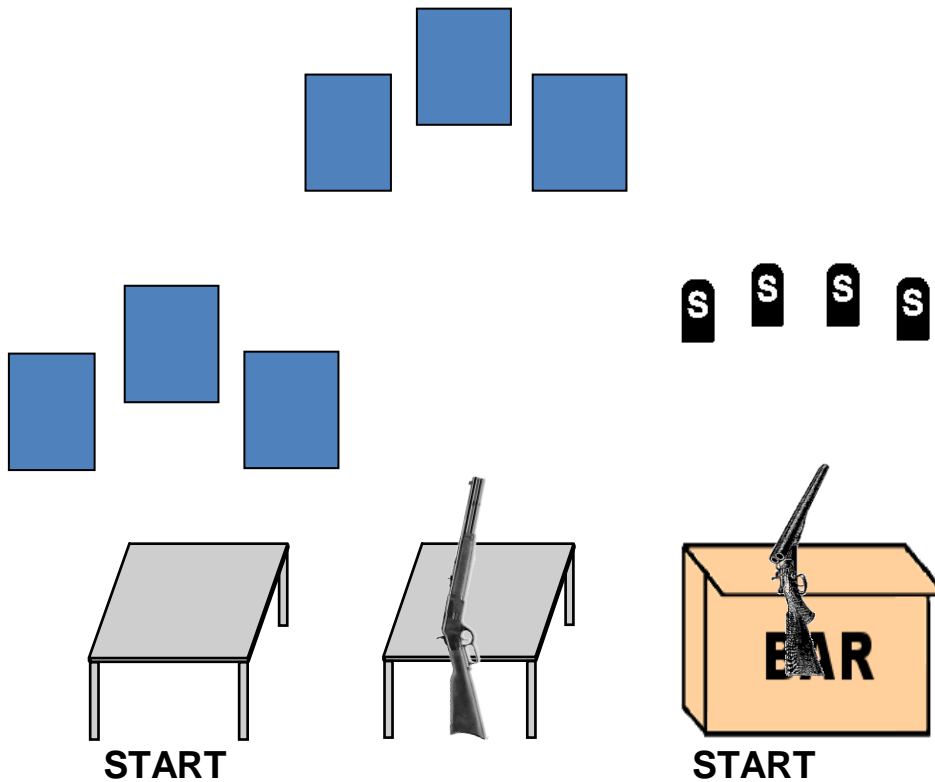
Order: Pistols/Rifle SG or SG/Rifle/Pistols

Procedure: Say “Every gun makes its own tune” and wait for the beep.

ATB, shooter's choice to start at left table or bar. If starting at left table, with pistols as needed, engage P1 with three (3) then P2 with two (2) then P3 with three (3) then P2 with two (2). With rifle engage R1 - R3 same as pistols. Engage shotgun targets in any order.

Note: If starting at bar, order is SG/rifle/pistols.

Stage 3, Bay 4



Ammo: Pistols 10, Rifle 10, Shotgun 4+

Staging: Rifle staged on table at center stage
Pistols holstered
Shotgun staged on the bar

Start: Standing behind left table or bar, hand(s) on gun(s) of choice.


Order: Pistols/Rifle SG or SG/Rifle/Pistols

Procedure: Say "... I've got six more bullets..." and wait for the beep.

ATB, if starting on left, with pistols as needed, engage each outside target once each then the center target with three (3), repeat. With rifle, engage the rifle targets same as pistols. With shotgun, engage SG targets in any order.

Note: If starting at bar, order is SG/rifle/pistols. Pistol targets are engaged from left table.

Stage 4, Bay 4



Ammo: Pistols 10, Rifle 10, Shotgun 4+

Staging: Rifle staged on either horse
Pistols holstered
Shotgun staged on **other** horse

Start: Standing behind either horse, holding note in both hands. (read it, then hand to T.O.)


Order: Rifle not last.

Procedure: Say "Idiots... it's for you" and wait for the beep.

ATB, with rifle engage Buffaloes with a Cat Herder's Sweep, from either direction. With pistols as needed, engage two Injuns same as rifle. With shotgun, engage SG targets in any order.

Note: A Cat Herder's Sweep is a Nevada Sweep, double-tapping the ends.

Stage 5, Bay 5



Ammo: Pistols 10, Rifle 10, Shotgun 4+

Staging: Rifle held in both hands
Pistols holstered
Shotgun staged on either horse

Start: Standing with one foot touching stone, rifle held in both hands.


Order: Rifle first.

Procedure: Say “**You dig!**” and wait for the beep.

ATB, with rifle, engage the Buffaloes once each then the KDs then two more Buffaloes. With pistols as needed, engage all four Injuns with five-on-four, repeat. If needed, with shotgun engage any KD left up.

Note: Rifle misses on the knockdowns will not be misses unless left up. Pistols are fired from between the horses.

Stage 6, Bay 5



Ammo: Pistols 10, Rifle 10, Shotgun 4+

Staging: Rifle staged on either horse
Pistols holstered
Shotgun staged on either horse

Start: Standing between horses, one hand on each horse.

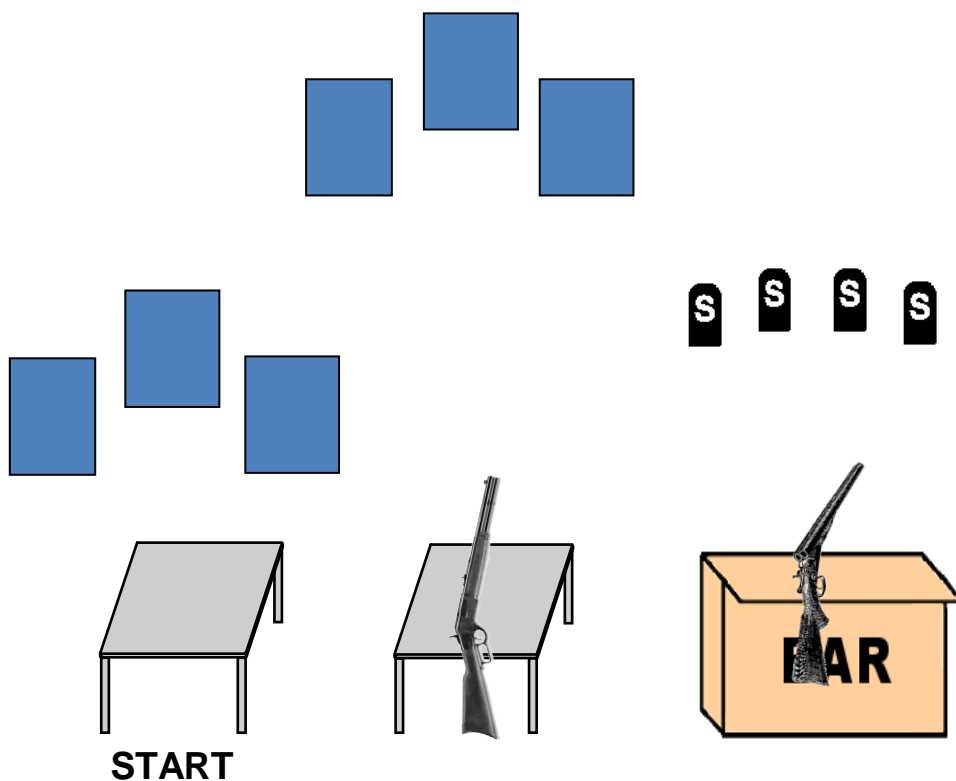
Order: Rifle not last.

Procedure: Say "Its not a joke, it's a rope!" and wait for the beep.

ATB, shooter's choice on order, rifle not last. With rifle, engage the Buffaloes with a Lawrence Welk Sweep, from either direction. With pistols as needed, engage two Injuns with a continuous Lawrence Welk Sweep, starting on either. With shotgun, engage SG targets in any order.

Note:

Warm-Up Stage Bay 4



Ammo: Pistols 10, Rifle 10, Shotgun 4+

Staging: Rifle staged on table at center stage

Pistols holstered

Shotgun staged on the bar

Start: Standing behind left table, hands at sides.

Order: Pistols/Rifle/SG

Procedure: Say "You can have the rope" and wait for the beep.

ATB, with pistols as needed, engage P1 - P3 with a Double-Tap Nevada Sweep, from either direction. With rifle engage R1 - R3 same as pistols. Engage shotgun targets in any order.

Note: