

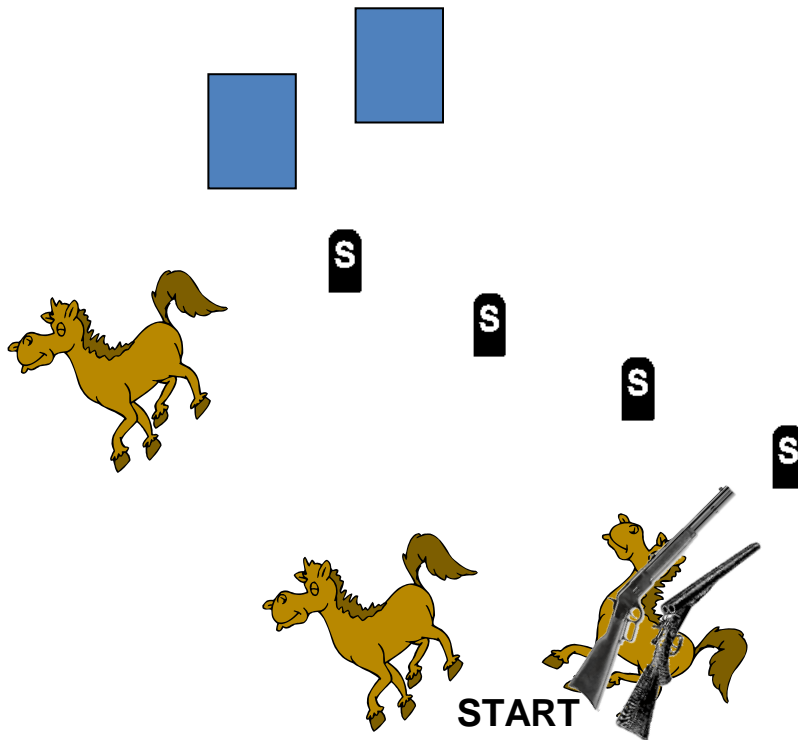


July 2020 Stages

FEATURING
LOONEY TUNES

Compliments of The Rainmaker

Stage 1, Bay 3



Ammo: Pistols 10, Rifle 10, Shotgun 4+

Staging: Rifle on the right horse
Pistols holstered
Shotgun on the right horse

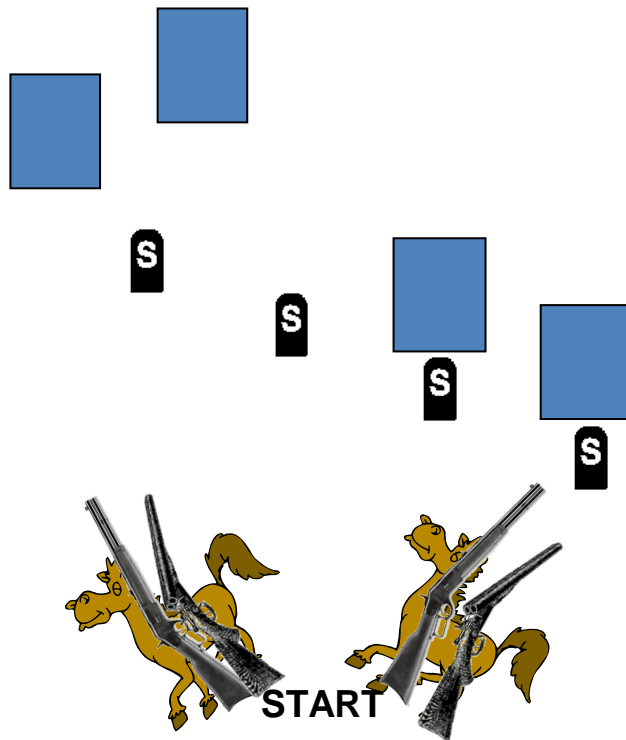
Start: Standing between near horses, hands at sides.

Procedure: Say “**Wabbit Season!**” and wait for the beep.

ATB, shooter's choice to start with rifle or shotgun. With rifle engage RP1 and RP2 with two 3-2 Sweeps, both starting on the same target. With shotgun, engage shotgun targets in any order. Move to within reach of front horse and with pistols as needed, engage RP1 and RP2 same as rifle.

Note: Long guns must be restaged on right horse or brought to front horse. Shotgun makeups must be made from where first engaged.

Stage 2, Bay 3



Ammo: Pistols 10, Rifle 10, Shotgun 4+

Staging: Rifle on either horse
Pistols holstered
Shotgun on either horse

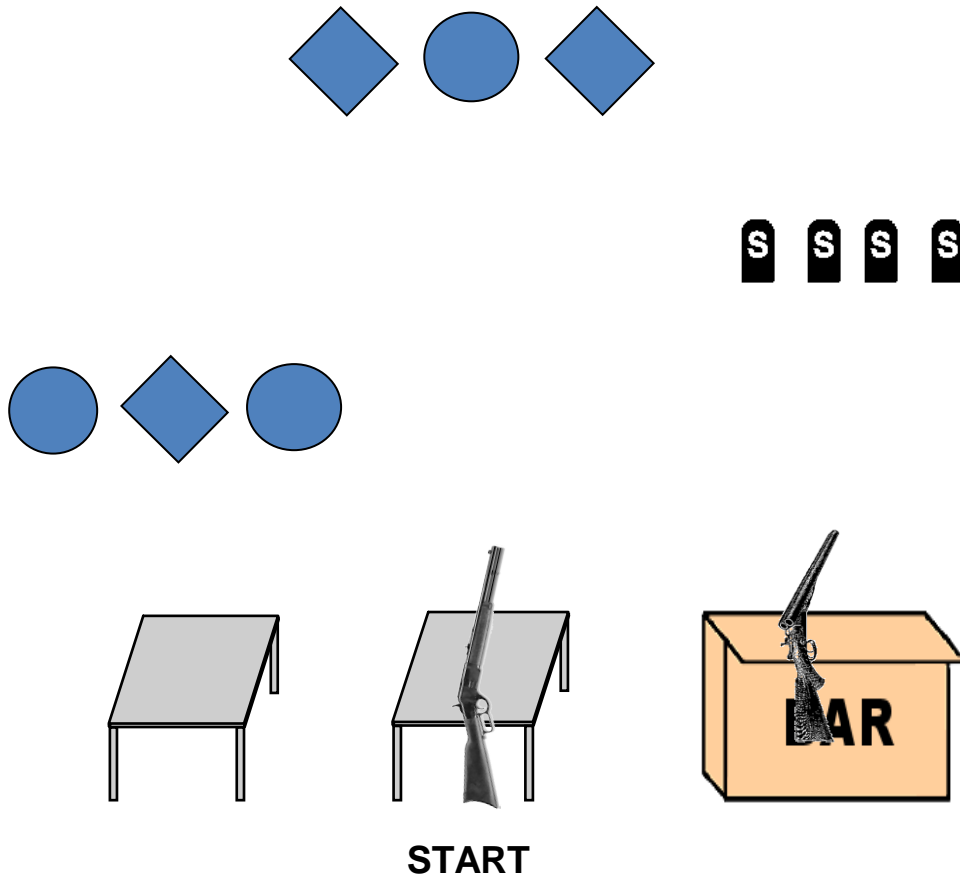
Start: Standing between horses, hand(s) on gun(s) of choice.

Procedure: Say “**Mur-der!**” and wait for the beep.

ATB, shooter's choice on order, rifle can't be last. With rifle, engage R1 and R2 with 3 on each then 2 on each, must alternate. With shotgun, engage shotgun targets in any order. With pistols as needed, repeat rifle sequence.

Note: Rifle targets are on the left, pistol targets are on the right.

Stage 3, Bay 4



Ammo: Pistols 10, Rifle 10, Shotgun 4+

Staging: Rifle on table at center stage
Pistols holstered
Shotgun on the bar

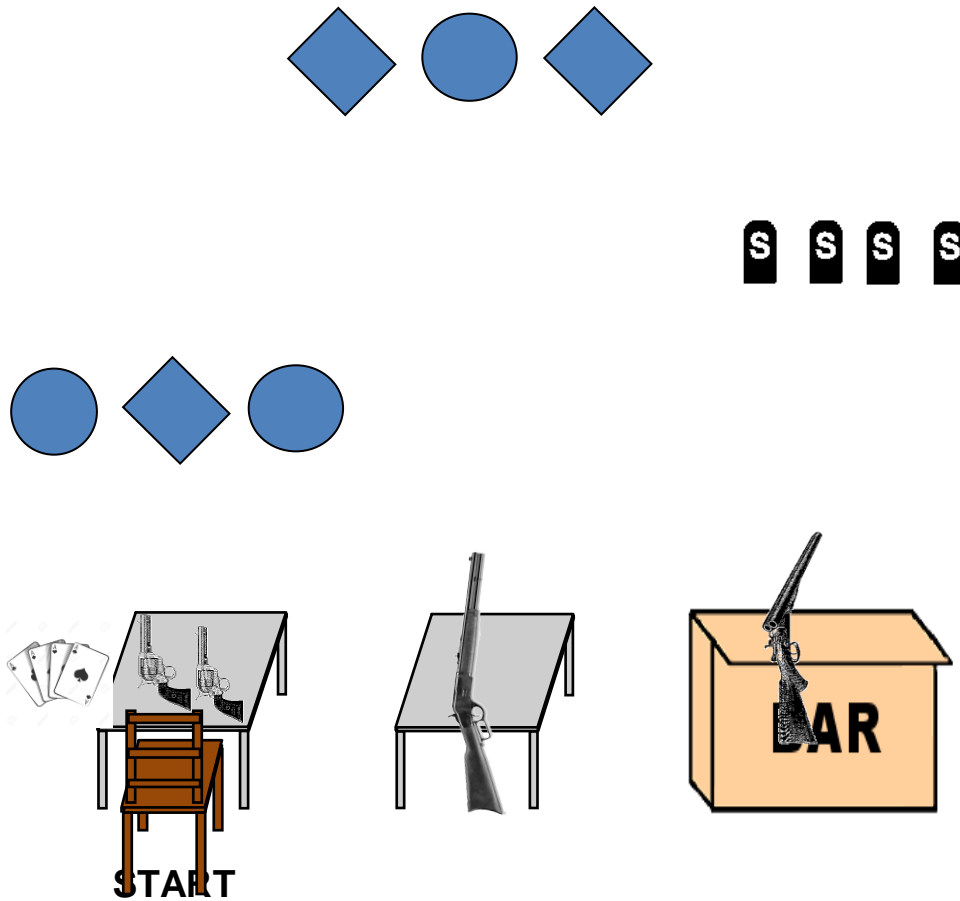
Start: At center doorway, hands on doorposts.

Procedure: Say “I’m a robbin’ this here bank!” and wait for the beep.

ATB, shooter's choice to start on right or left. If starting on left, with pistols as needed, engage P1 and P3 alternating for 5 rounds, then 5 on P2. With rifle, engage R1 and R3 alternating for 5 rounds, then 5 on R2. With shotgun, engage shotgun targets in any order.

Note: If starting at bar, order is shotgun/rifle/pistols.

Stage 4, Bay 4



Ammo: Pistols 10, Rifle 10, Shotgun 4+

Staging: Rifle on table at center stage
Pistols on left table
Shotgun on the bar

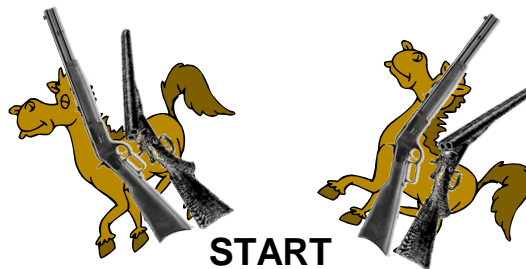
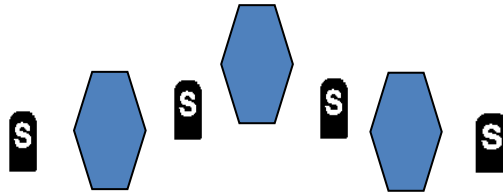
Start: Seated at left table, holding cards with both hands.

Procedure: Say “**Read em and weep!**” and wait for the beep.

ATB, with pistols as needed, engage P1 - P3 with a continuous Double-Tap Nevada Sweep, from either direction. With rifle, engage R1 - R3 with same directions as pistols. Engage shotgun targets in any order.

Note: You may stand or stay seated for pistols. Pistols may be holstered or restaged on left table.

Stage 5, Bay 5



Ammo: Pistols 10, Rifle 10, Shotgun ?

Staging: Rifle on either horse
Pistols holstered
Shotgun on other horse

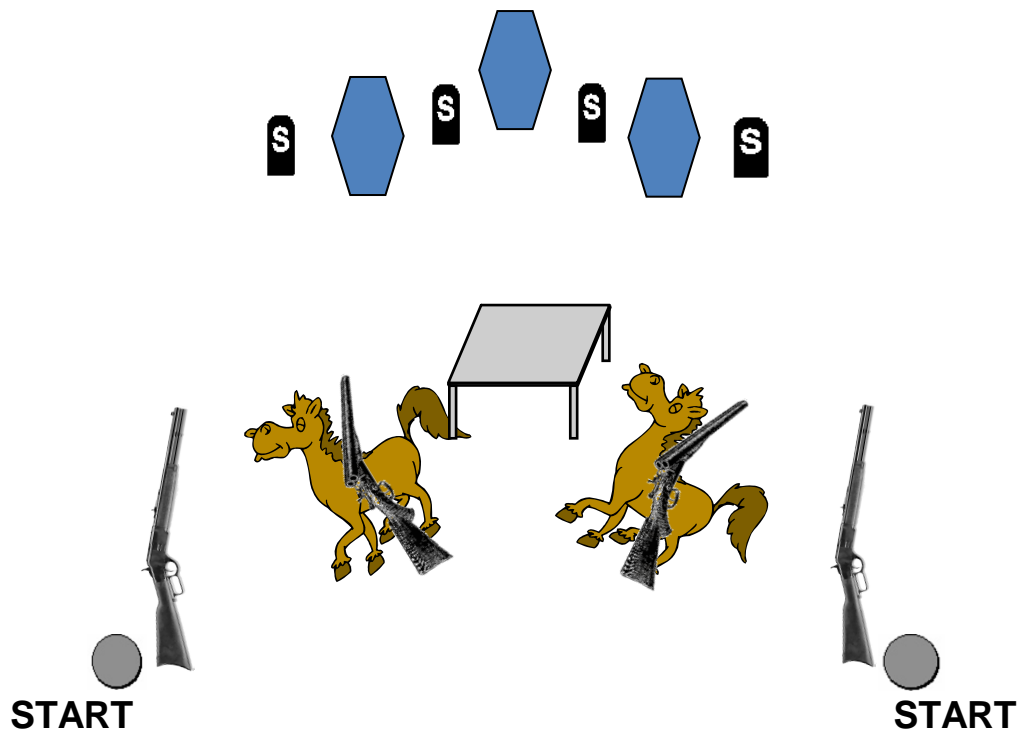
Start: Standing between horses, hands up at low surrender.

Procedure: Say “I didn't do it!” and wait for the beep.

ATB, shooter's choice to start with rifle or pistols. With rifle engage RP1 - RP3 once each, then each knockdown, then RP1 - RP3 again. With pistols as needed, engage RP1 - RP3 with two separate Nevada Sweeps, one from the left and one from the right. If needed, with shotgun, make up any knockdowns still standing.

Note: Rifle misses on knockdowns are not misses unless left up.

Stage 6, Bay 5



Ammo: Pistols 10, Rifle 10 Shotgun 4+

Staging: Rifle held in both hands
Pistols holstered
Shotgun on far horse



Start: With one foot touching a start stone, holding rifle in both hands.

Procedure: When ready, say "Not MY guns, ya don't!".

ATB, with rifle, engage RP1 - RP3 with a 4-2-4 Sweep, from either direction. With shotgun, engage shotgun targets in any order. With pistols as needed anywhere between horse and table, repeat rifle sequence.

Note: Ensure long guns restaged on horses are facing berm.

Warm-Up Stage



Ammo: Pistols 10, Rifle 10, Shotgun 4+

Staging: Rifle on table at center stage

Pistols holstered

Shotgun on the bar

Start: Standing behind left table, hands flat on table.

Procedure: Say "**What's up Doc?**" and wait for the beep.

ATB, with pistols as needed, engage P1 and P3 with one on each then three on P2, repeat. With rifle, engage R1 - R3 same as pistols. Engage shotgun targets in any order.