

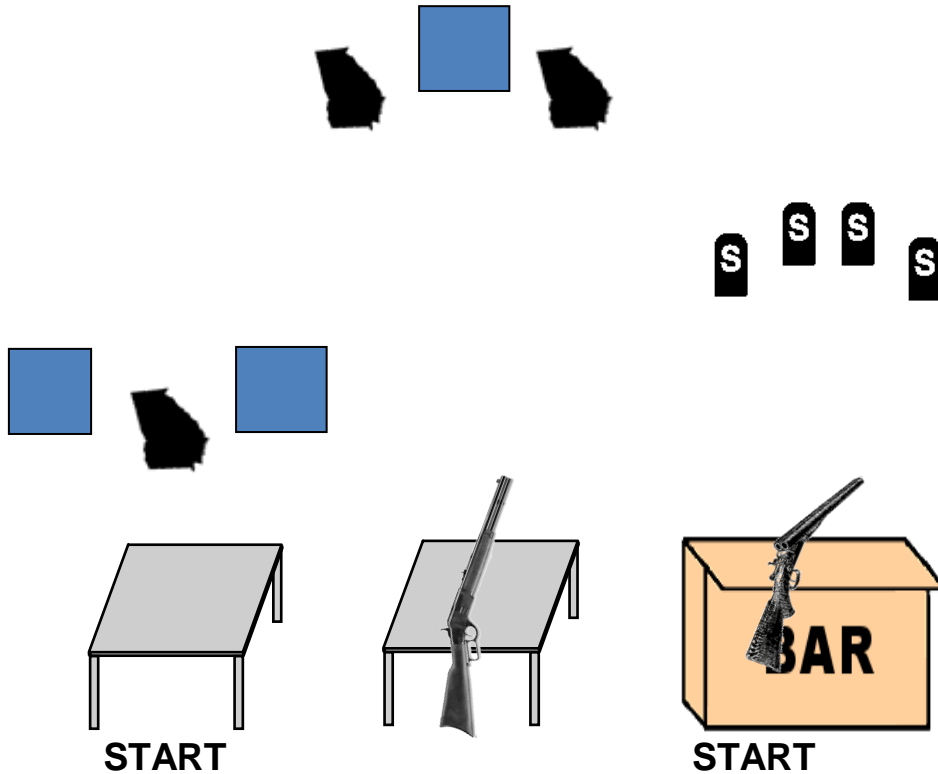


## *June 2021 Stages*

FEATURING WHAT  
HAPPENED TO OUR  
RANGE?

*Compliments of The Rainmaker*

## Stage 1, Bay 3



**Ammo:** Pistols 10, Rifle 10, Shotgun 4+

**Staging:** Rifle staged on the table at center stage  
Pistols holstered  
Shotgun staged on the bar

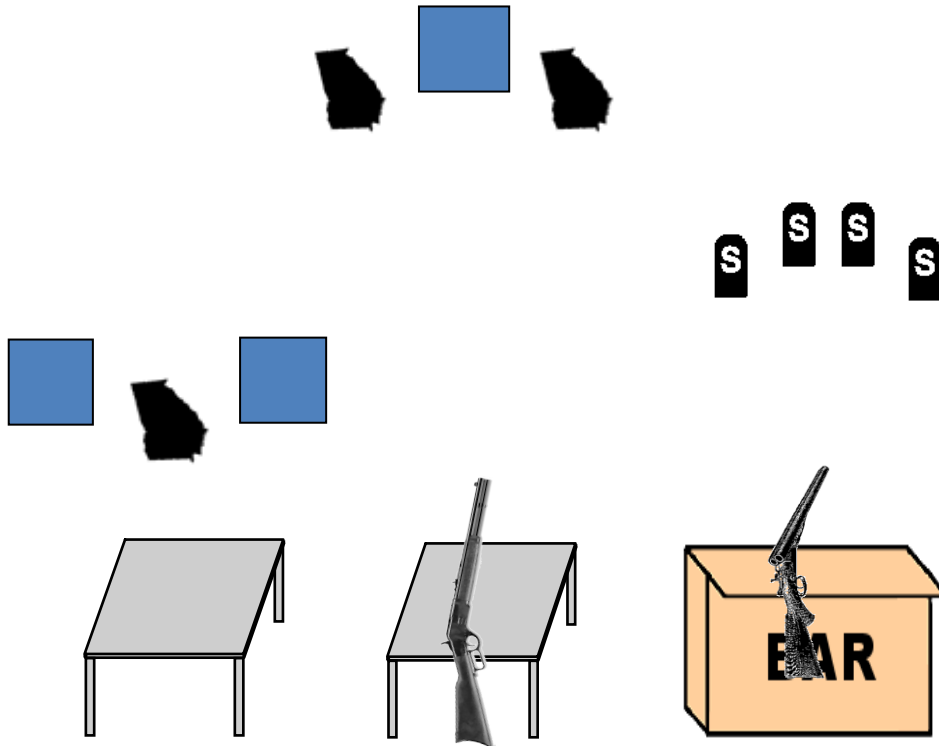
**Start:** Standing behind bar or left table, hands on window sill.

**Procedure:** Say “**Right out the window!**” and wait for the beep.

ATB, if starting on left, with pistols as needed, engage P1 and P3 alternating for 5 rounds then P2 with 5 rounds. With rifle, engage R1 and R3 alternating for 5 rounds then R2 with 5 rounds. With shotgun, engage shotgun targets in any order. If starting on right, order is shotgun/rifle/pistols.

**Note:**

## Stage 2, Bay 3



**START**

**START**

**Ammo:** Pistols 10, Rifle 10, Shotgun 4+

**Staging:** Rifle staged on table at center stage

Pistols holstered

Shotgun staged on the bar

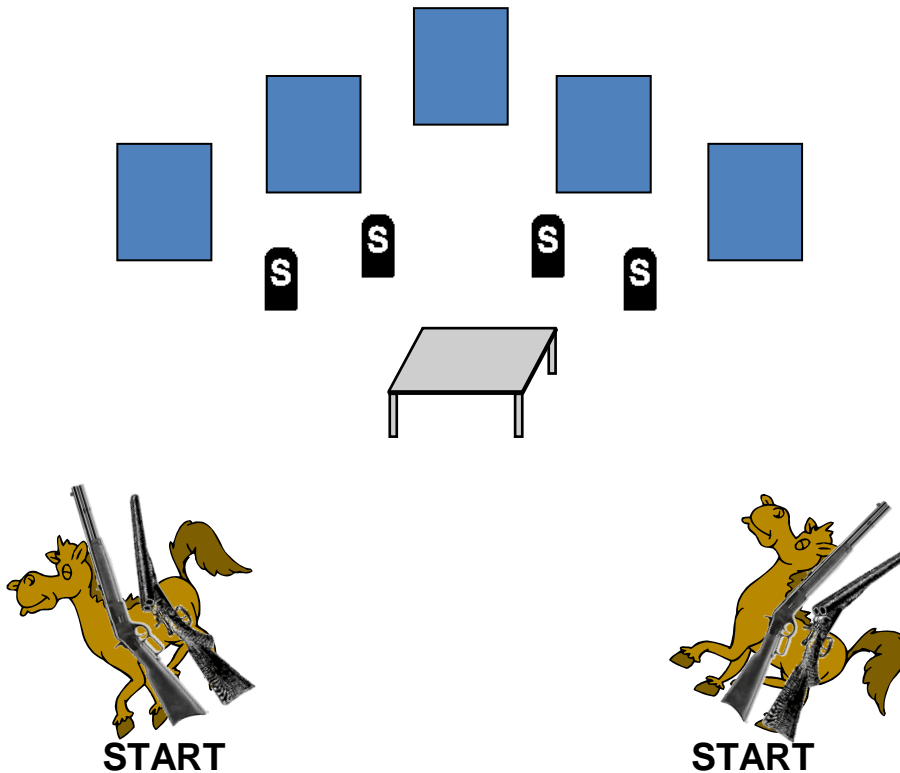
**Start:** Standing in left or right doorway, hands on doorposts.

**Procedure:** Say "Let me in!" and wait for the beep.

ATB, if starting in left doorway, move to bar and with shotgun, engage shotgun targets in any order. With rifle, engage R1 - R3 with a 3-4-3 Sweep, from either direction. From behind left table with pistols as needed, engage P1 - P3 with a continuous 3-4-3 Sweep, from either direction.

**Note:** If starting in right doorway, move to left table and order is pistols/rifle/shotgun.

## Stage 3, Bay 4



**Ammo:** Pistols 10, Rifle 10, Shotgun 2+

**Staging:** Rifle staged on either horse  
Pistols holstered  
Shotgun staged on other horse

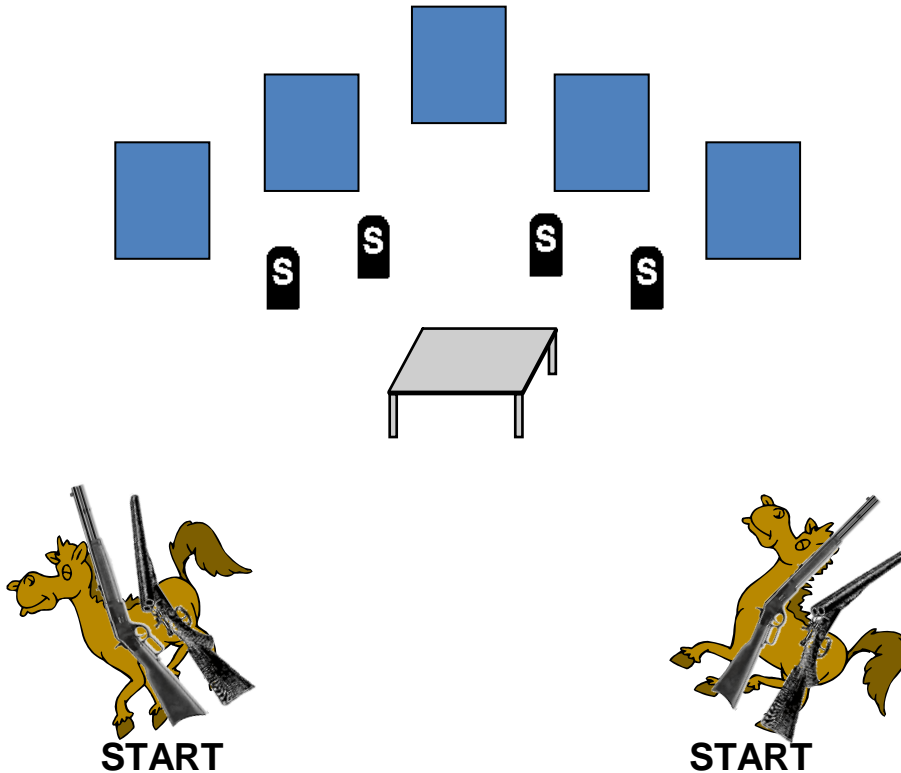
**Start:** Standing behind either horse, arms folded across chest.

**Procedure:** Say “Ya think so?” and wait for the beep.

ATB, anywhere between horses, with shotgun engage two shotgun targets in any order. With rifle engage RP1 - RP5 with two (2) on each. With pistols as needed from behind table, engage RP1 - RP5 same as rifle.

**Note:** Ensure long gun(s) are restaged facing side berms or on table.

## Stage 4, Bay 4



**Ammo:** Pistols 10, Rifle 10, Shotgun 4+

**Staging:** Rifle staged on either horse  
Pistols holstered  
Shotgun staged on same horse

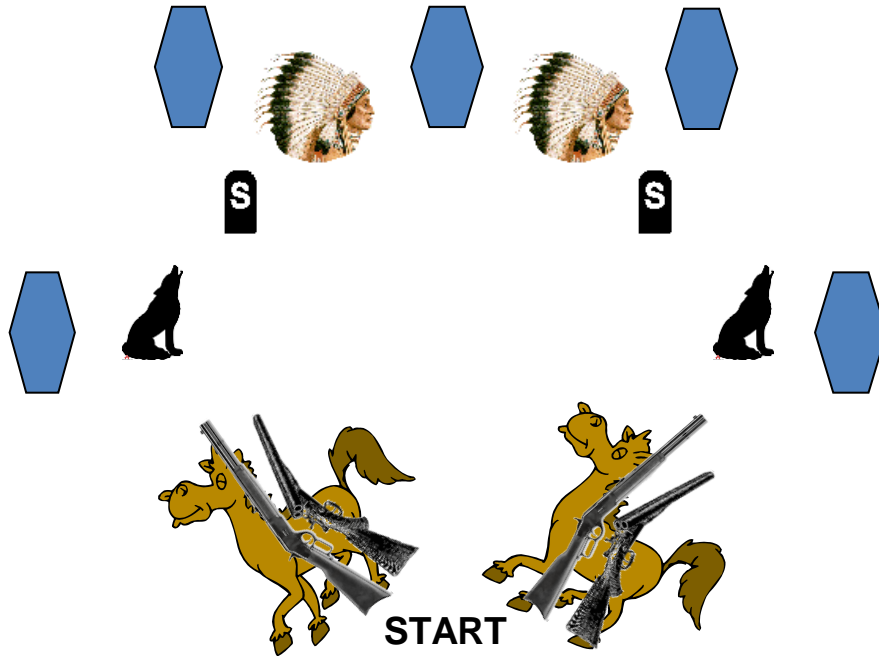
**Start:** Standing behind either horse, holding horse's tail with both hands.

**Procedure:** Say “**What's under the pony's tail?**” and wait for the beep.

ATB, with rifle engage RP1 - RP5 with one on each Outside target then one on each Inside target then one on the Center target, repeat. With shotgun, engage shotgun targets in any order. With pistols as needed from behind table, repeat rifle instructions.

**Note:** SG targets may be engaged anywhere between horse and table. Ensure long gun(s) are restaged facing side berms or on table.

## Stage 5, Bay 5



**Ammo:** Pistols 10, Rifle 10, Shotgun 2+

**Staging:** Rifle staged on either horse  
Pistols holstered  
Shotgun staged on either horse

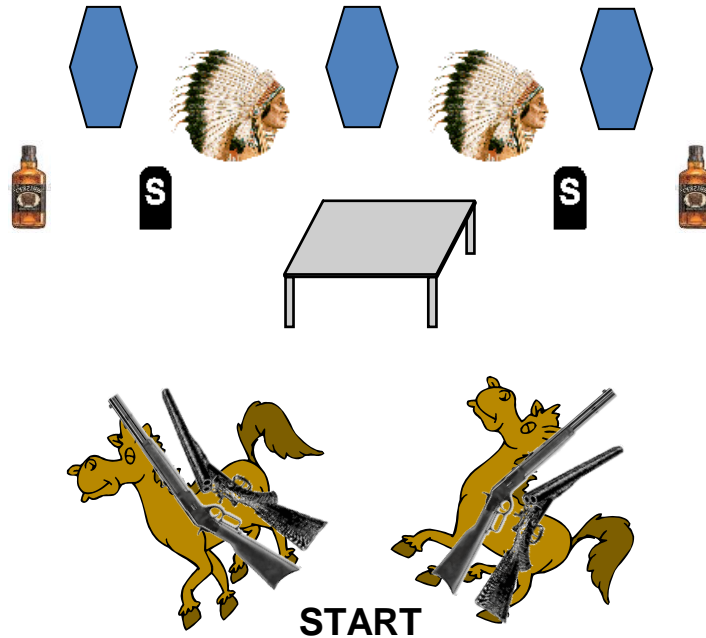
**Start:** Standing between horses, hand(s) on gun(s) of choice.

**Procedure:** Say “Yer nuts!” and wait for the beep.

ATB, shooter's choice on order, rifle can't be last. With pistols as needed, engage a Coffin with two (2) then a Coyote with one (1) then a Coffin with two (2), repeat. With rifle, engage an Coffin with two (2) then an Injun with one (1) then an Coffin with two (2), repeat. Engage shotgun targets and any standing Coyotes in any order.

**Note:** Pistol misses on the Coyotes will not be misses unless left up. Each Coffin must be engaged at least twice each.

## Stage 6, Bay 5



**Ammo:** Pistols 10, Rifle 10, Shotgun 4+

**Staging:** Rifle staged on either horse  
Pistols holstered  
Shotgun staged on other horse

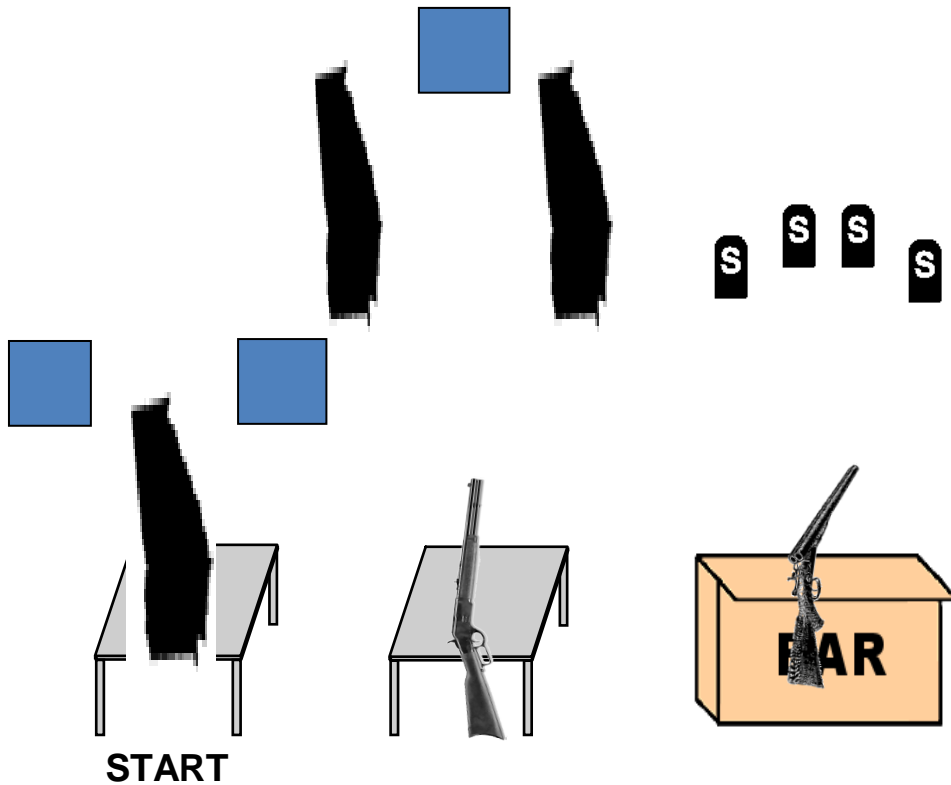
**Start:** Standing between horses, one hand on each long gun.

**Procedure:** Say “**Have a drink on me!**” and wait for the beep.

ATB, shooter's choice to start with rifle or shotgun. With rifle engage RP1 - RP5 with a Double-Tap Sweep, from either direction. With shotgun, engage SG targets and Whiskey Bottles. From behind table, with pistols as needed, engage RP1 - RP5 with a continuous Double-Tap Sweep, from either direction.

**Note:** Must break Whiskey Bottles or they will be misses.

## Warm-Up Stage



**Ammo:** Pistols 10, Rifle 10, Shotgun 4+

**Staging:** Rifle staged on table at center stage

Pistols holstered

Shotgun staged on the bar

**Start:** Standing behind left table, hands on table.

**Procedure:** Say "Let's shoot!" and wait for the beep.

ATB, with pistols as needed, engage P1 - P3 with a continuous Double-Tap Nevada Sweep, from either direction. With rifle engage R1 - R3 same as pistols. Engage shotgun targets in any order.

**Note:**