

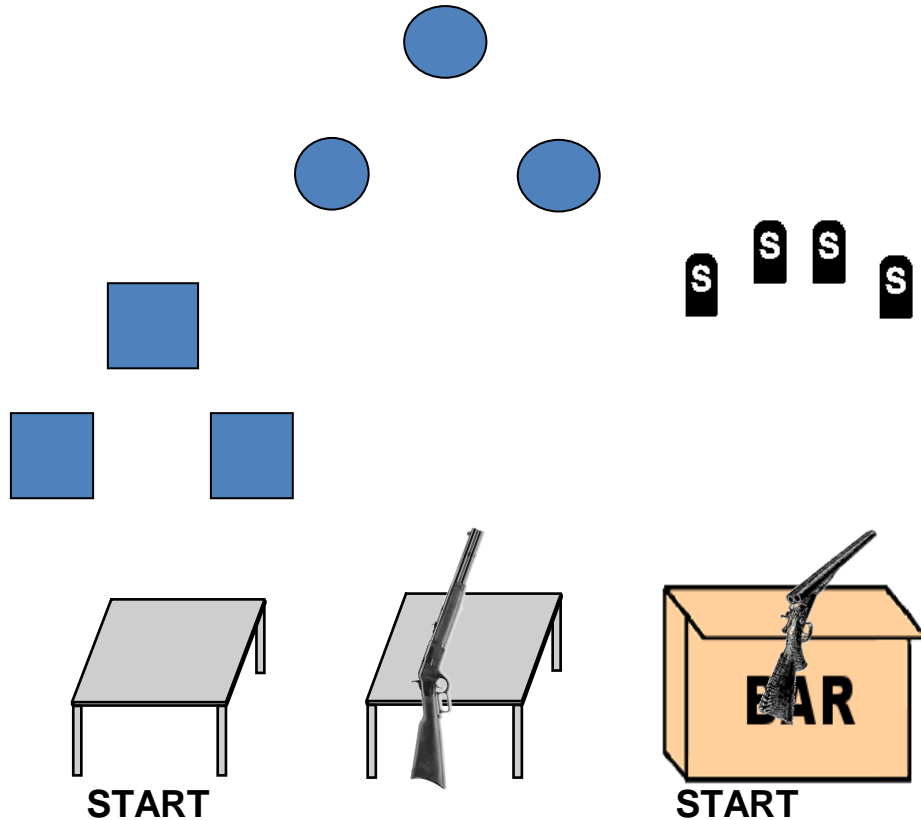


June 2023 Stages

FEATURING
OTHER LINES FROM
TOMBSTONE

Compliments of The Rainmaker

Stage 1, Bay 3



Ammo: Pistols 10, Rifle 10, Shotgun 4+

Staging: Rifle staged on table at center stage
Pistols holstered
Shotgun staged on the bar

Start: Standing behind left table or bar, hands flat on table or bar.

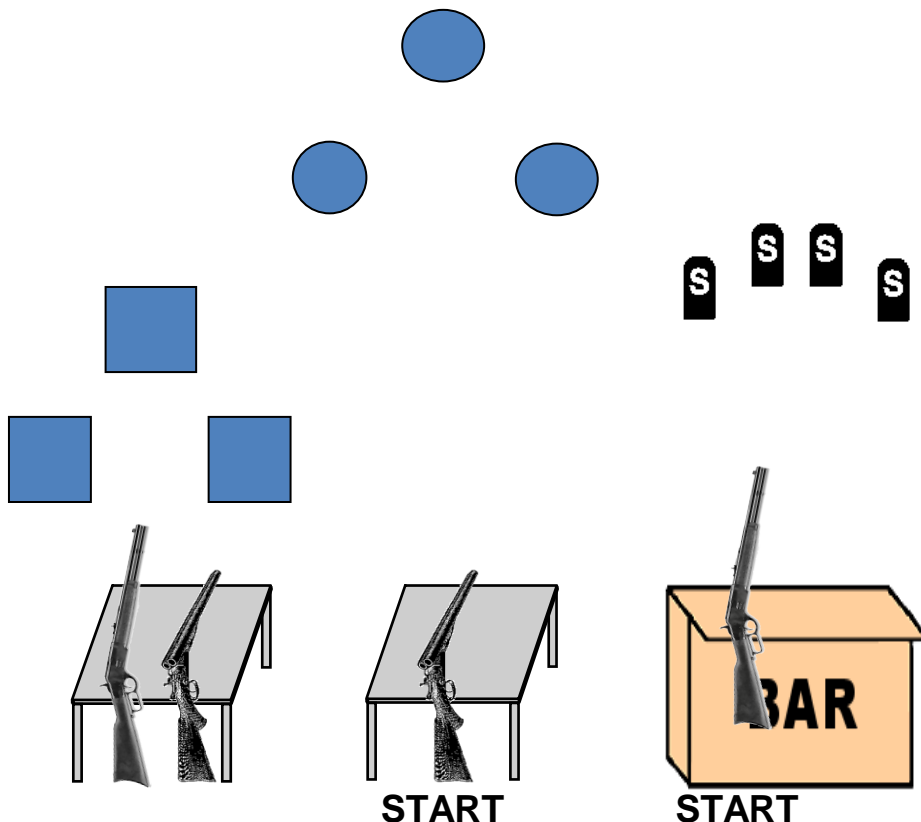
Order: Pistols/Rifle SG or SG/Rifle Pistols

Procedure: Say “Ya'll killed two Cowboys” and wait for the beep.

ATB, if starting on left, with pistols as needed, engage P1 - P3 with two 2-1-2 Sweeps, from either direction each time. With rifle, engage R1 - R3 same as pistols. With shotgun, engage shotgun targets in any order.

Note: Pistols are engaged from behind left table, rifle from center table and SG from bar.

Stage 2, Bay 3



Ammo: Pistols 10, Rifle 10, Shotgun 4+

Staging: Rifle staged on left table or bar

Pistols holstered

Shotgun staged on left table or table at center stage

Start: Standing behind table at center stage or bar, hand(s) on gun(s) of choice.

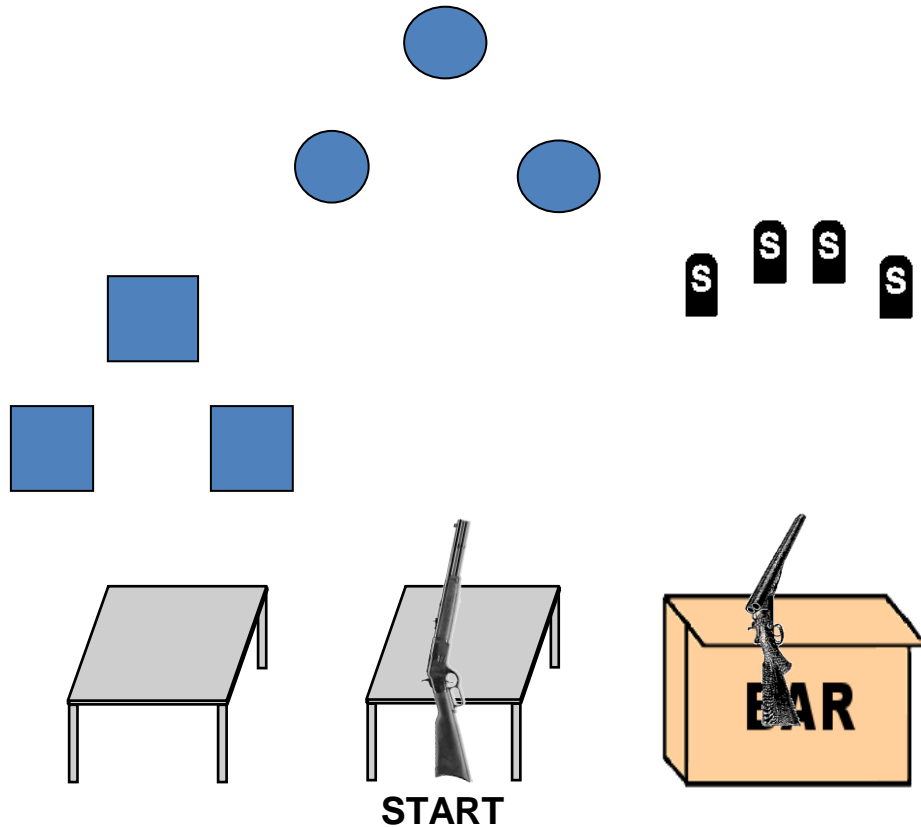
Order: Rifle not last

Procedure: Say “**Them guns don’t scare me**” and wait for the beep.

ATB, with rifle from behind table at center stage, engage R1 - R3 with a Double-Tap Nevada Sweep, from either direction. With pistols as needed from behind left table, engage one P1 - P3 with a continuous Double-Tap Nevada Sweep, from either direction. With shotgun from behind bar, engage shotgun targets in any order.

Note:

Stage 3, Bay 4



Ammo: Pistols 10, Rifle 10, Shotgun 4+

Staging: Rifle staged on table at center stage
Pistols holstered
Shotgun staged on the bar

Start: Standing behind table at center stage, hands on rifle.

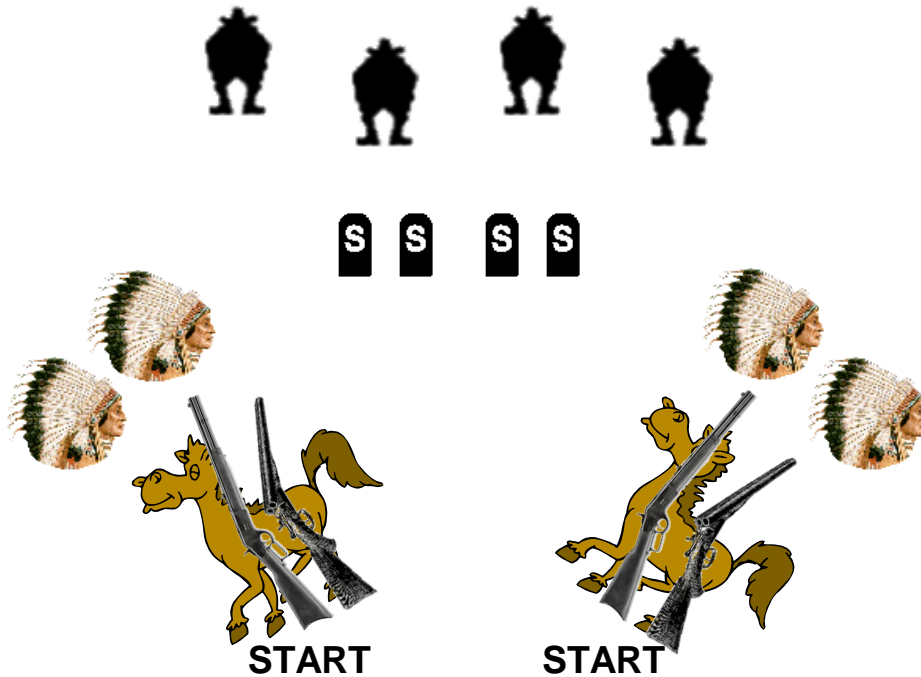
Order: Shooter's Choice

Procedure: Say “Touch that gun, I’ll burn you down!” and wait for the beep.

ATB, with pistols as needed, engage P1 - P3 with one (1) on P1, one (1) on P3 then three (3) on P2 , repeat. With rifle engage R1 - R3 same as pistols. With shotgun, engage shotgun targets in any order.

Note: Pistol targets are engaged from left table, rifle from the table at center stage and SG from the bar.

Stage 4, Bay 4



Ammo: Pistols 10, Rifle 10, Shotgun 4+

Staging: Rifle held in both hands
Pistols holstered
Shotgun staged on either horse

Start: Standing behind either horse, hands on hat.

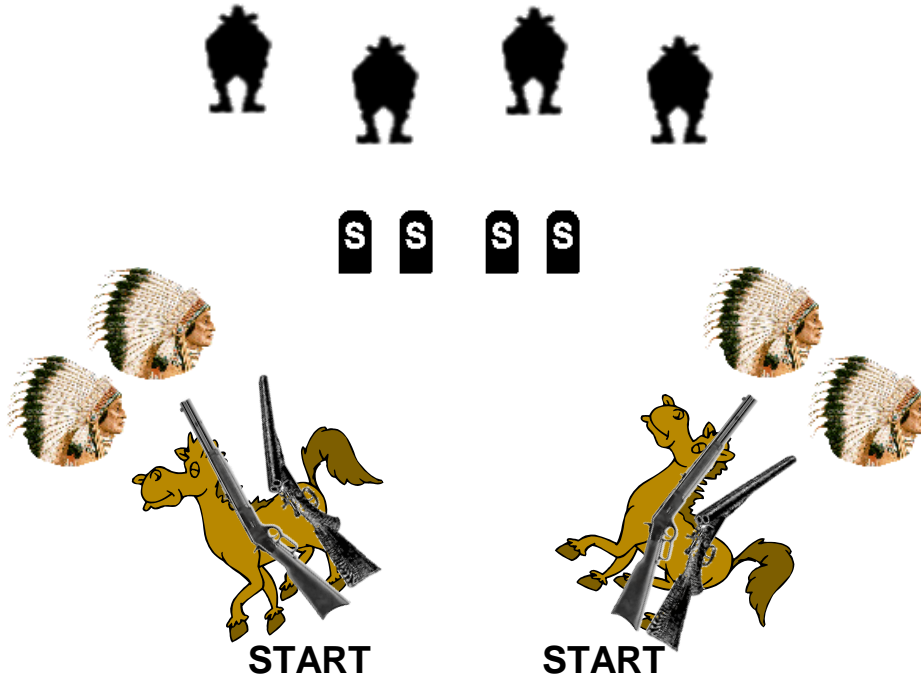
Order: Rifle not last.

Procedure: Say “**I already did it**” and wait for the beep.

ATB, with rifle engage Cowboys with a Lawrence Welk, from either direction. With pistols as needed, repeat rifle instructions for a pair of Injuns with a continuous sweep. With shotgun, engage shotgun targets in any order.

Note: You will only engage one set of pistol targets. SG may be engaged anywhere between horses.

Stage 5, Bay 5



Ammo: Pistols 10, Rifle 10, Shotgun 4+

Staging: Rifle staged on either horse
Pistols holstered
Shotgun staged on the **other** horse

Start: Standing behind either horse, hand(s) on gun(s) of choice.


Order: Rifle not last.

Procedure: Say “**Get a rope!**” and wait for the beep.

ATB, with rifle engage Cowboys with a 3-2-3-2 Sweep, from either direction. With first pistol, engage P1 and P2 with a 3-2 Sweep, starting on either. From behind other horse, repeat pistol instructions for other pistol targets. With shotgun, engage shotgun targets in any order.

Note: Gunfighters/Outlaws will shoot this Double-Duelist.

Stage 6, Bay 5



Ammo: Pistols 10, Rifle 10, Shotgun 4+

Staging: Rifle held in both hands
Pistols holstered
Shotgun staged on either horse

Start: Standing with one foot touching stone, holding rifle in both hands.

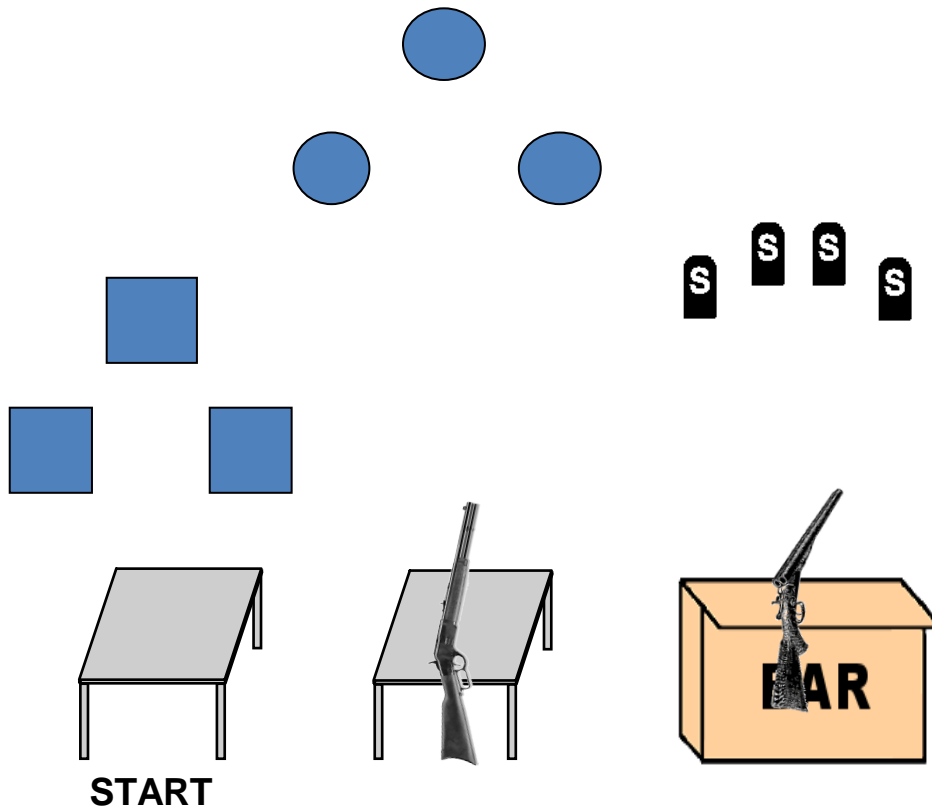
Order: Rifle/SG/Pistols .

Procedure: Say “**Watch it Johnny, I hear he's real fast**” and wait for the beep.

ATB, with rifle engage the Cowboys with a 4-2-2-2 Sweep, from either direction. With shotgun, engage SG targets in any order. With pistols as needed from table, engage Cowboys with a 4-2-2-2 Sweep, from either direction.

Note: Ensure long guns are restaged facing side berm.

Warm-Up Stage Bay 4



Ammo: Pistols 10, Rifle 10, Shotgun 4+

Staging: Rifle staged on table at center stage

Pistols holstered

Shotgun staged on the bar

Start: Standing behind left table, hands on window sill.

Order: Pistols/Rifle/SG

Procedure: Say "And I want em both right now" and wait for the beep.

ATB, with pistols as needed, engage P1 - P3 with a Triple-Tap Sweep then one (1) on P2. With rifle engage R1 - R3 same as pistols. Engage shotgun targets in any order.

Note: