

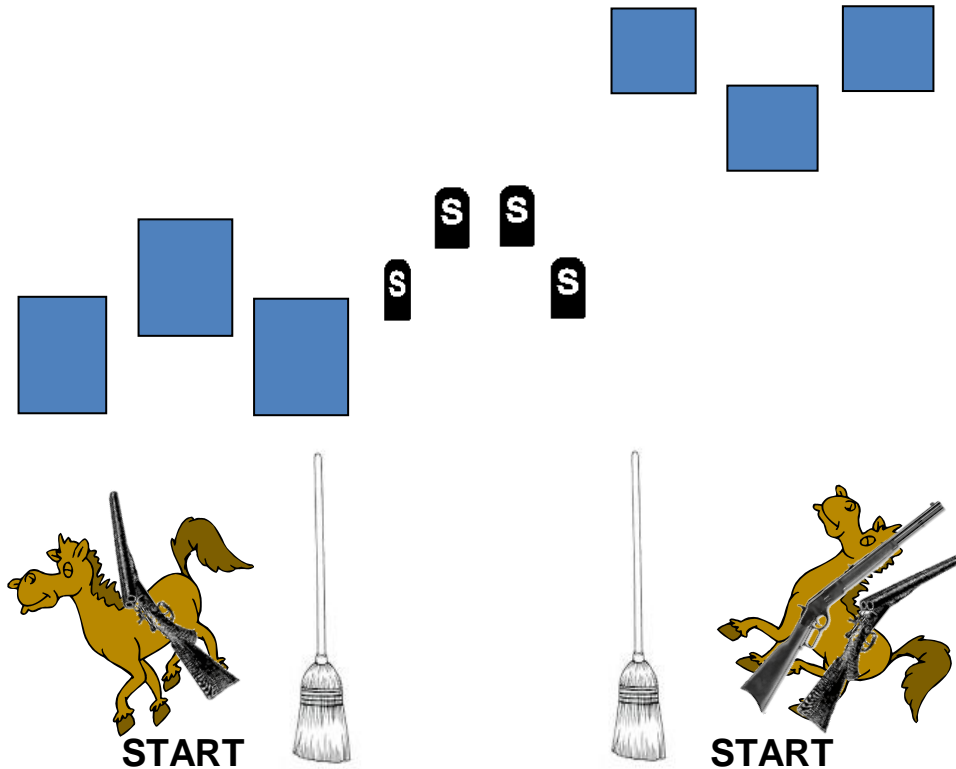


March 2020 Stages

FEATURING
OOPS, WE'RE
SHOOTIN!

Compliments of The Rainmaker

Stage 1, Bay 3



Ammo: Pistols 10, Rifle 10, Shotgun 4+

Staging: Rifle staged on right horse
Pistols holstered

Shotgun staged on either horse

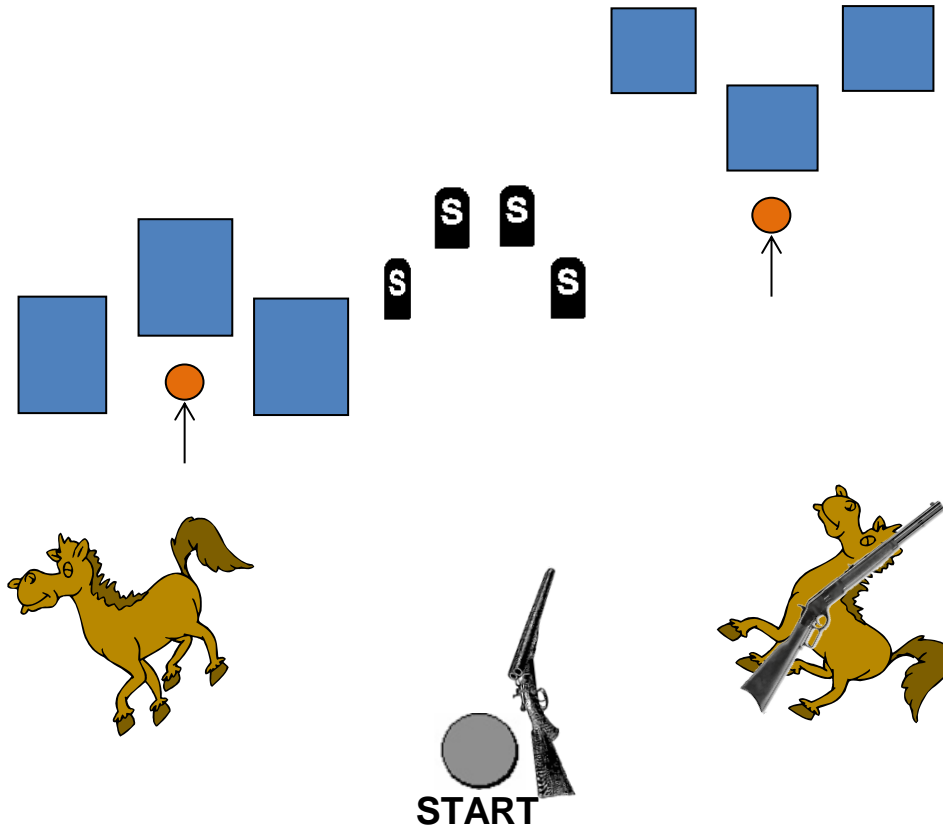
Start: Standing behind either horse, holding broom with both hands.

Procedure: Say “I’m here to clean up this town!” and wait for the beep.

ATB, shooter's choice to start on left or right. If starting on left, with pistols as needed, engage P1 - P3 with a continuous Nevada Sweep, Double-Tapping P2, from either direction. With rifle, engage R1 - R3 with same directions as pistols. With shotgun, engage shotgun targets anywhere between horses. (If starting on right, order is rifle/pistols/shotgun)

Note:

Stage 2, Bay 3



Ammo: Pistols 10, Rifle 10, Shotgun 4+

Staging: Rifle staged on the right horse

Pistols holstered

Shotgun held in both hands

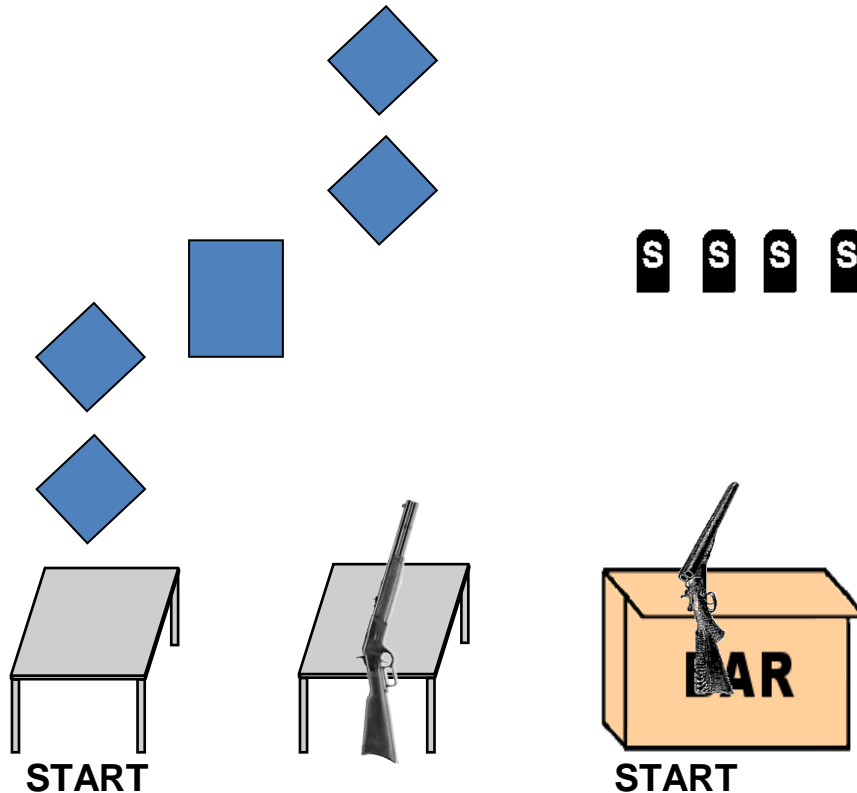
Start: Standing with one foot touching stone, holding shotgun in both hands

Procedure: Say “I think I’ll use this here Street Sweeper!” and wait for the beep.

ATB, engage shotgun targets in any order. With rifle, engage RP1 - RP3 with a 2-3-4 Sweep, from either direction. With 10th round, engage Bonus Clay. Move to left horse and with pistols as needed, repeat rifle instructions.

Note: A miss on the Clays will not count as a miss, but if hit will be a 3 second bonus for each.

Stage 3, Bay 4



Ammo: Pistols 10, Rifle 10, Shotgun 4+

Staging: Rifle staged on table at center stage
Pistols holstered
Shotgun staged on the bar

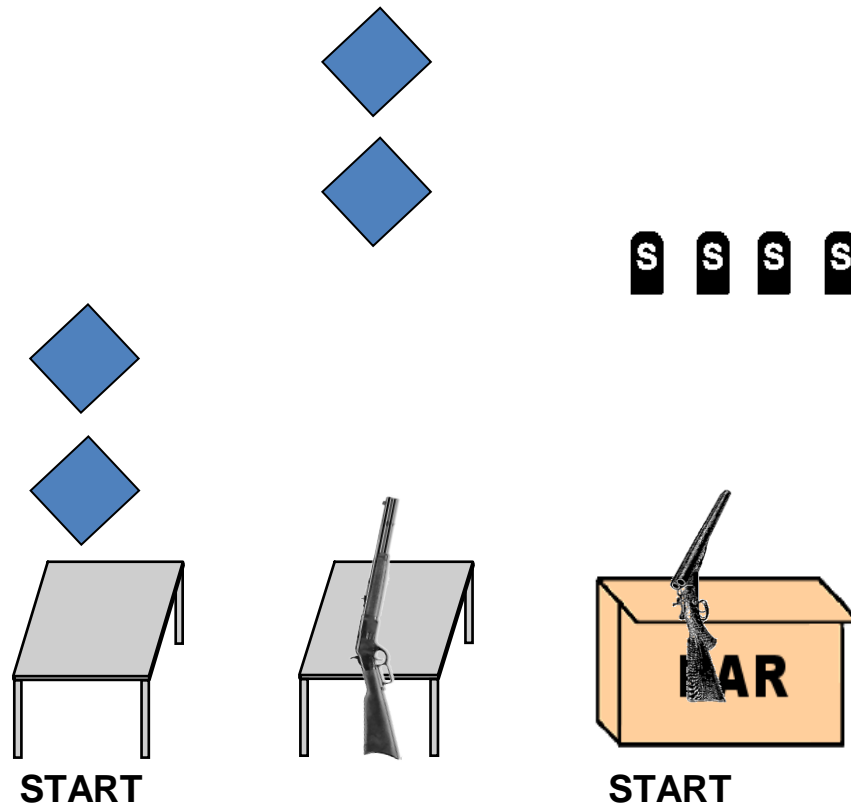
Start: Standing behind bar or left table, hands at sides.

Procedure: Say “**Barkeep, I’ll have another!**” and wait for the beep.

ATB, if starting on left, with pistols as needed, engage P1, P2 and the Rectangle with a 2-1-2 Sweep, starting on one diamond and ending on the other. Repeat. With rifle, repeat pistol sequence using R1, R2 and the Rectangle. With shotgun, engage shotgun targets in any order. (If starting on right, order is shotgun/rifle/pistols)

Note: Starting position on this stage will be opposite of next stage.

Stage 4, Bay 4



Ammo: Pistols 10, Rifle 10, Shotgun 4+

Staging: Rifle staged on table at center stage
Pistols holstered
Shotgun staged on the bar

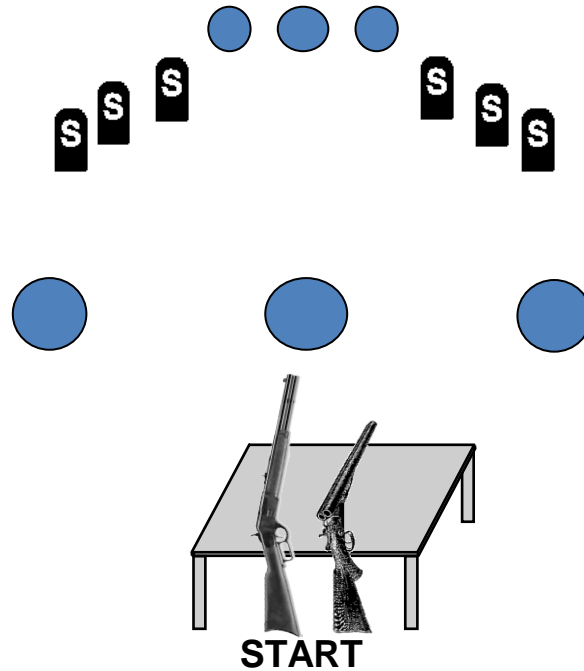
Start: Standing behind left table or bar, hands flat on table/bar. (Must start at opposite position from last stage)

Procedure: Say "Dang Mexican jumping beans!" and wait for the beep.

ATB, if starting on left, with pistols as needed, engage P1 and P2 with 1 on each then 3 on each then 1 on each, **must alternate**. With rifle, engage R1 and R2 with same sequence as pistols. Engage shotgun targets in any order. (If starting on right, order is shotgun/rifle/pistols)

Note:

Stage 5, Bay 5



Ammo: Pistols 10, Rifle 10, Shotgun 6+

Staging: Rifle staged on the table
Pistols holstered
Shotgun staged on the table

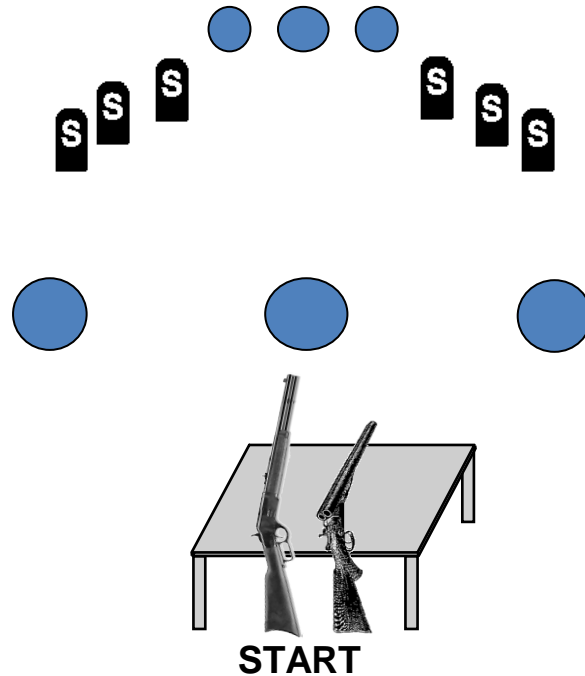
Start: Standing behind table, hands flat together (praying) in front of chest.

Procedure: Say “**I swear I'll never do it again!**” and wait for the beep.

ATB, shooter's choice on order, rifle can't be last. With rifle, engage targets as follows: R1-R3-R1-R3-R2, repeat. With pistols as needed, repeat rifle instructions for P1 - P3. With shotgun, engage shotgun targets in any order.

Note:

Stage 6, Bay 5



Ammo: Pistols 10, Rifle 9 Shotgun ?

Staging: Rifle loaded with 9 rounds, held in both hands
Pistols holstered
Shotgun staged on table

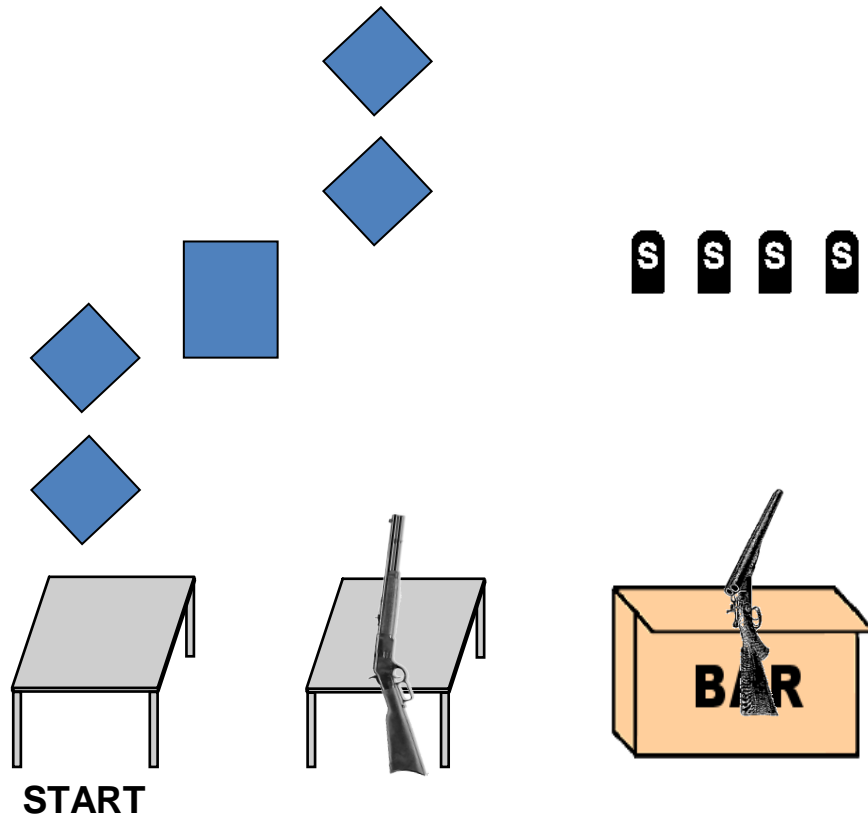
Start: Standing behind table, holding rifle in both hands.

Procedure: Say "Yeah, this is gonna be ugly!" and wait for the beep.

ATB, with rifle, engage the knockdowns and small circles in a sweep, from either direction. With pistols as needed, engage the large circles with two separate Nevada Sweeps, from either direction each time. If needed, makeup any knockdowns with shotgun.

Note: Rifle misses on knockdowns will not be scored as misses unless left up. If all knockdowns are down with rifle, shooter gets a 3 second bonus.

Warm-Up Stage



Ammo: Pistols 10, Rifle 10, Shotgun 4+

Staging: Rifle staged on table at center stage

Pistols holstered

Shotgun staged on the bar

Start: Standing behind left table, hands on pistols.

Procedure: Say "**Let's do this!**" and wait for the beep.

ATB, with pistols as needed, engage *near* Diamonds with two (2) on each then one (1) on the Rectangle, repeat. With rifle engage the *far* Diamonds with two (2) on each then one (1) on the Rectangle, repeat. Engage shotgun targets in any order.