




March 2024 Stages

FEATURING
DOC HOLLIDAY IS
BACK IN TOWN

Compliments of The Rainmaker

Stage 1, Bay 4



START

START

Ammo: Pistols 10, Rifle 10, Shotgun 4+

Staging: Rifle staged on table at center stage
Pistols holstered
Shotgun staged on the bar

Start: Standing in either side doorway, hands on door frame.

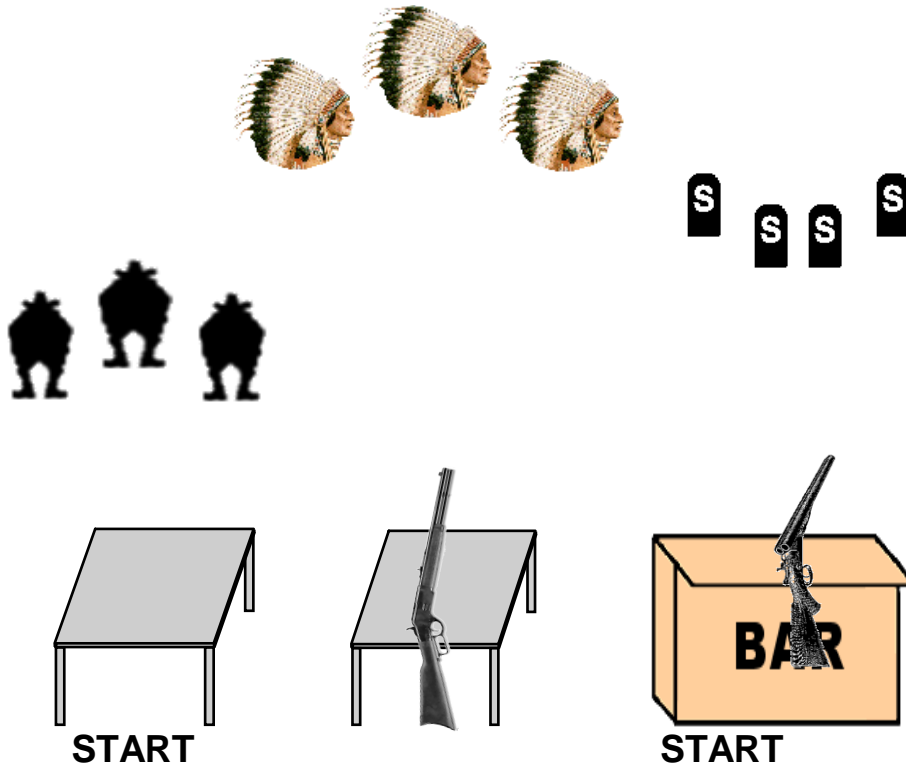
Order: Rifle first

Procedure: Say “**Doc? I didn't know you's back in town.**” and wait for the beep.

ATB, with rifle, engage R1 - R3 with a Double-Tap Nevada Sweep, from either direction. With pistols as needed from left table, engage P1 - P3 with a continuous Double-Tap Nevada Sweep, from either direction. Engage shotgun targets in any order.

Note:

Stage 2, Bay 4



Ammo: Pistols 10, Rifle 10, Shotgun 4+

Staging: Rifle staged on table at center stage

Pistols holstered

Shotgun staged on the bar

Start: Standing behind left table or bar, hand(s) on gun(s) of choice.

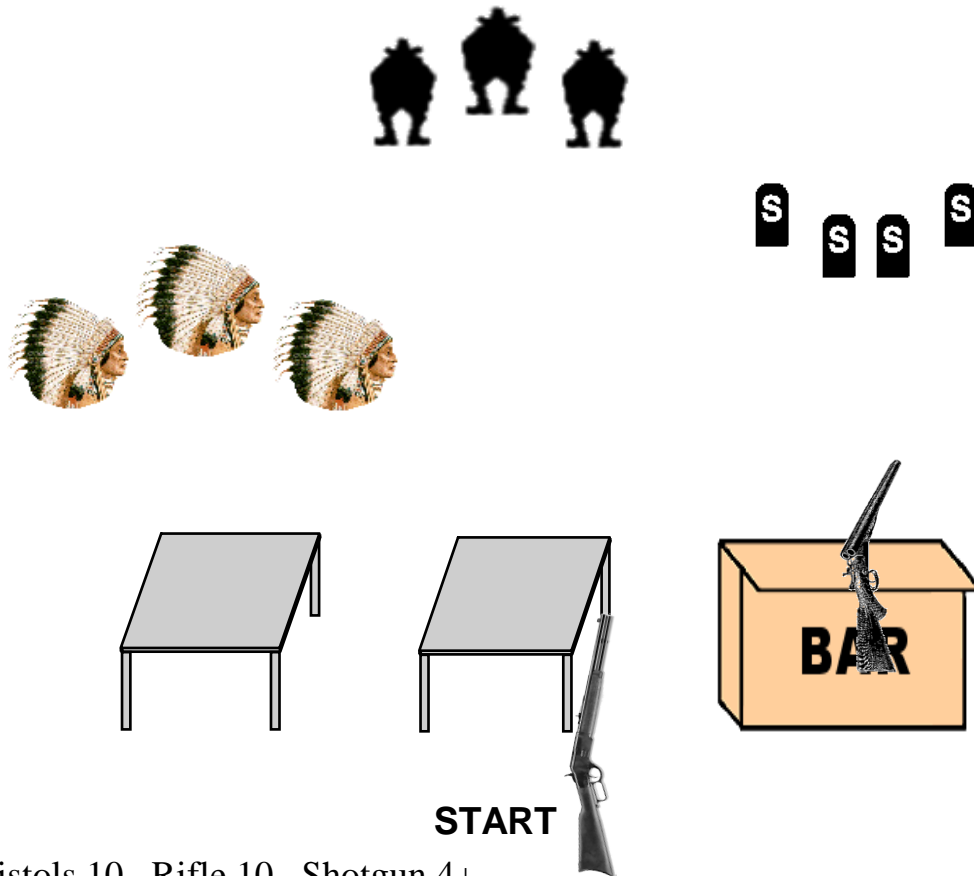
Order: Rifle not last

Procedure: Say “Wyatt, I am rolling!” and wait for the beep.

ATB, with pistols as needed from left table, engage P1 - P3 with Triple-Taps and the 10th round on P2. With rifle, engage R1 - R3 with same directions as pistols. Engage shotgun targets in any order.

Note:

Stage 3, Bay 4



Ammo: Pistols 10, Rifle 10, Shotgun 4+

Staging: Rifle held in both hands
Pistols holstered
Shotgun staged on the bar

Start: Standing in center doorway, holding rifle in both hands.

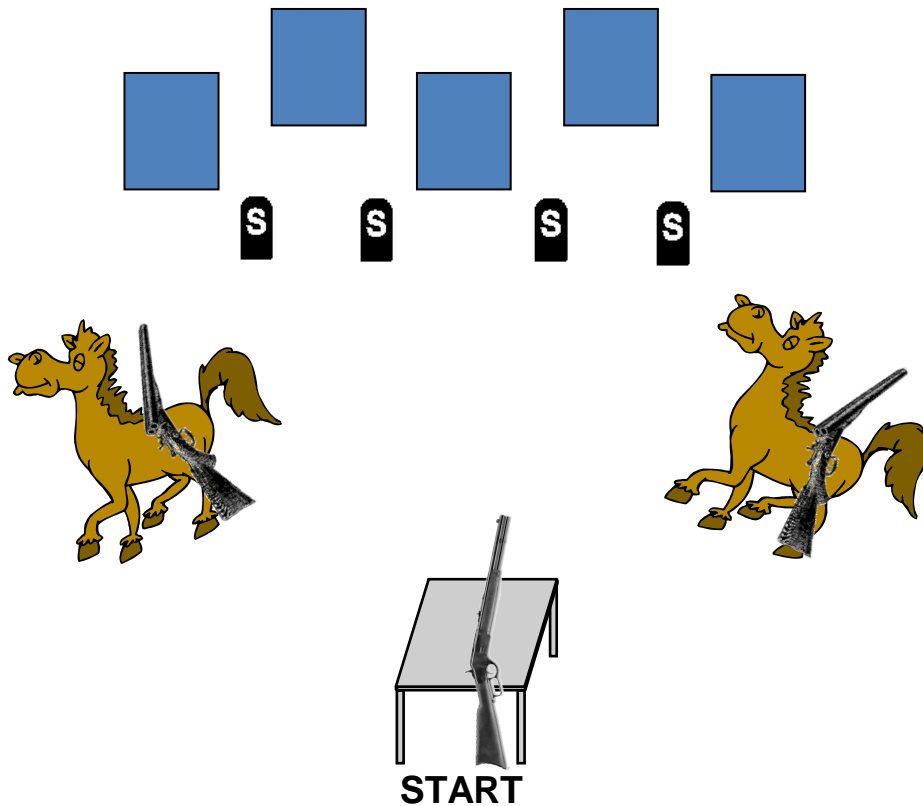
Order: Rifle not last

Procedure: Say “**How lewd!**” and wait for the beep.

ATB, with rifle from left table or bar, engage R1 - R3 with two (2) on R1 then three (3) on R2 then two (2) on R3 then three (3) on R2. With pistols as needed from left table, engage P1 - P3 same as rifle. With shotgun, engage shotgun targets in any order.

Note: For rifle and pistols, you may start on either end.

Stage 4, Bay 5



Ammo: Pistols 10, Rifle 10, Shotgun 4+

Staging: Rifle staged on table
Pistols holstered
Shotgun staged on either horse

Start: Standing behind table, hands on rifle.

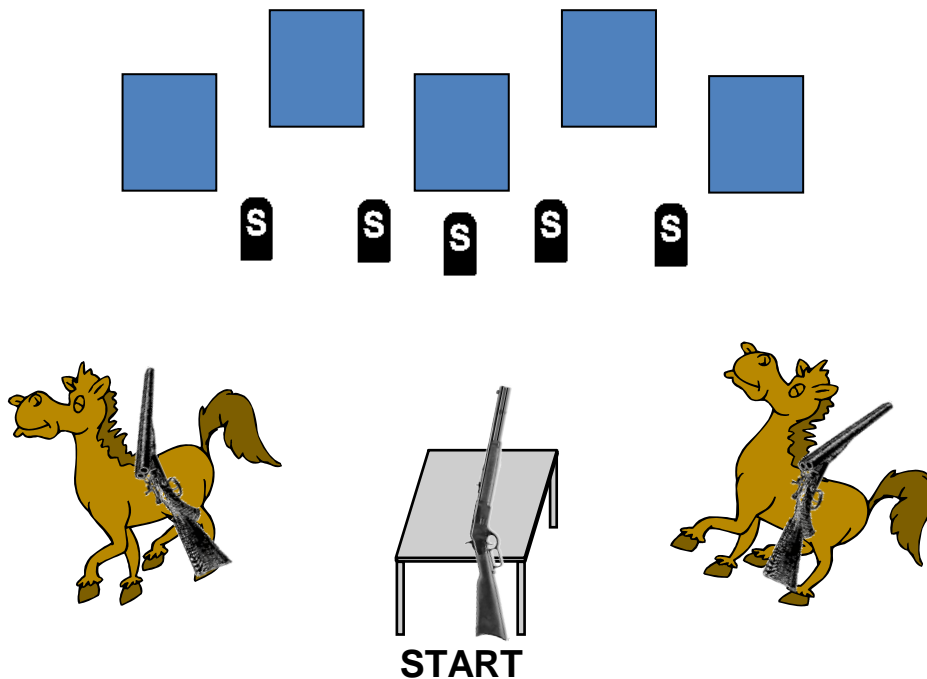
Order: Rifle first

Procedure: Say "By all means, Move!" and wait for the beep.

ATB, with rifle engage RP1 - RP5 with two (2) on each. With shotgun, engage SG targets in any order. With pistols as needed, engage RP1 - RP5 with two (2) on each.

Note: Restage rifle on horse.

Stage 5, Bay 5



Ammo: Pistols 10, Rifle 10, Shotgun ?

Staging: Rifle staged on the table
Pistols holstered
Shotgun staged on either horse

Start: Standing behind table, hands on table corners.

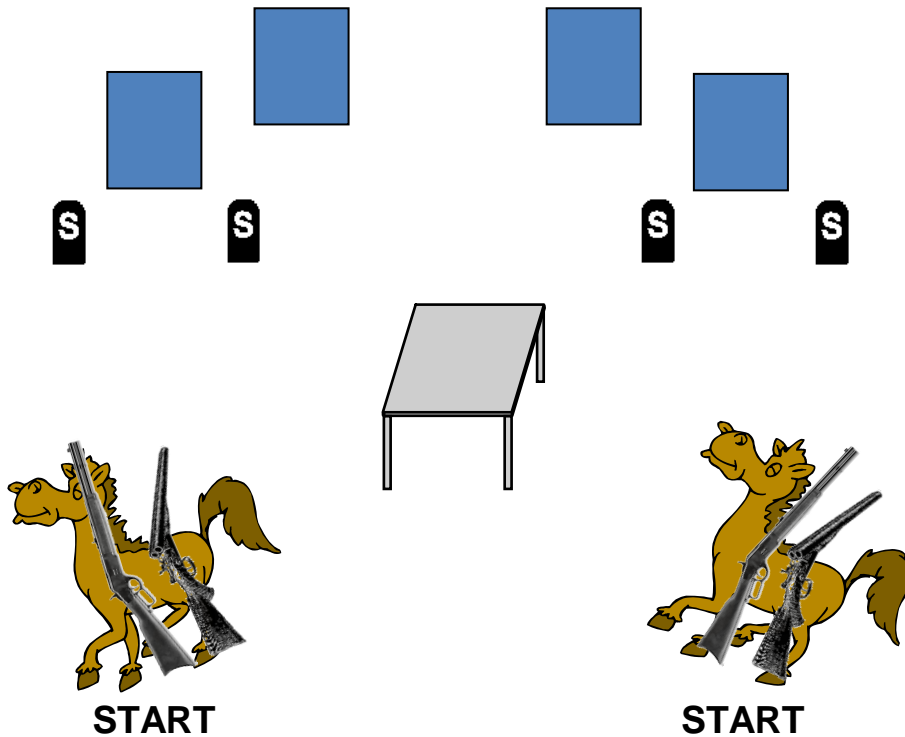
Order: Rifle first

Procedure: Say "I know, let's have a spelling contest!" and wait for the beep.

ATB, with rifle engage all targets once each. With pistols as needed, engage RP1 - RP5 with two Sweeps, from either direction each time. If needed with shotgun, engage any knockdowns remaining.

Note: Rifle misses on the knockdowns will not be misses unless left up.

Stage 6, Bay 5



Ammo: Pistols 10, Rifle 10, Shotgun 4+

Staging: Rifle staged on either horse
Pistols holstered
Shotgun staged on the other horse

Start: Standing behind either horse,

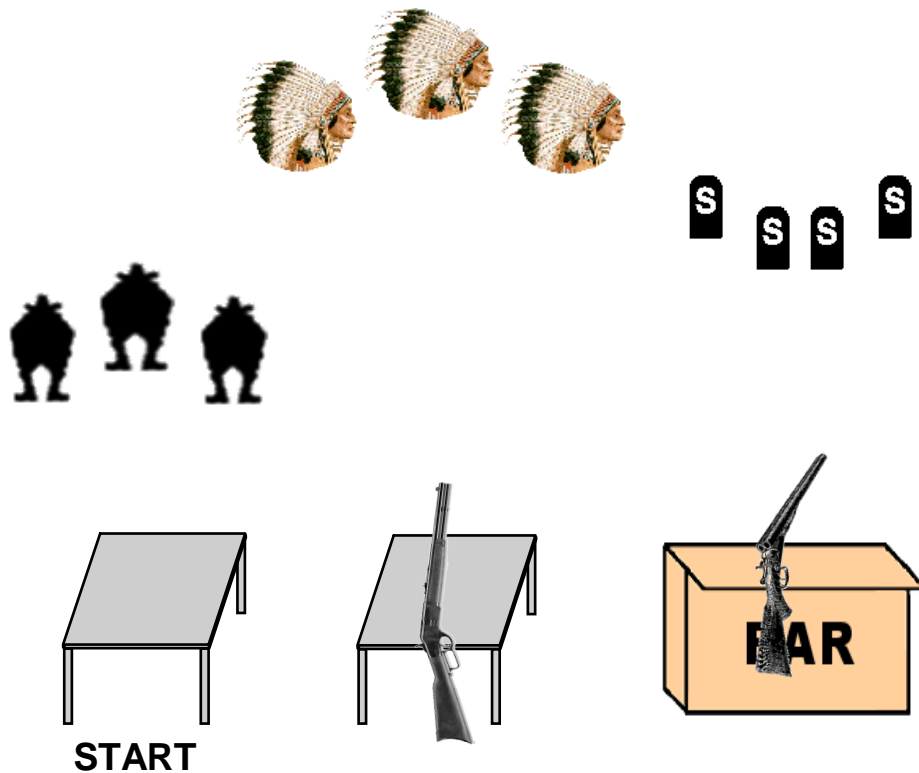
Order: Pistols last

Procedure: Say "Say when..." and wait for the beep.

ATB, with shotgun, engage shotgun targets in any order. With rifle, engage RP1 - RP4 with three (3) on the outside targets and two (2) on the inside targets. With pistols as needed from behind table, engage RP1 - RP4 same as rifle.

Note: SG targets may be engaged anywhere between horses or between horse and table.

Warm-Up Stage



Ammo: Pistols 10, Rifle 10, Shotgun 4+

Staging: Rifle staged on table at center stage

Pistols holstered

Shotgun staged on the bar

Start: Standing behind left table, hand(s) on pistol(s).

Procedure: Say "It's the Reckoning" and wait for the beep.

ATB, with pistols as needed, engage P1 - P3 with a continuous Double-Tap Nevada Sweep, from either direction. With rifle, engage R1 - R3 same as pistols. Engage shotgun targets in any order.

Note: