



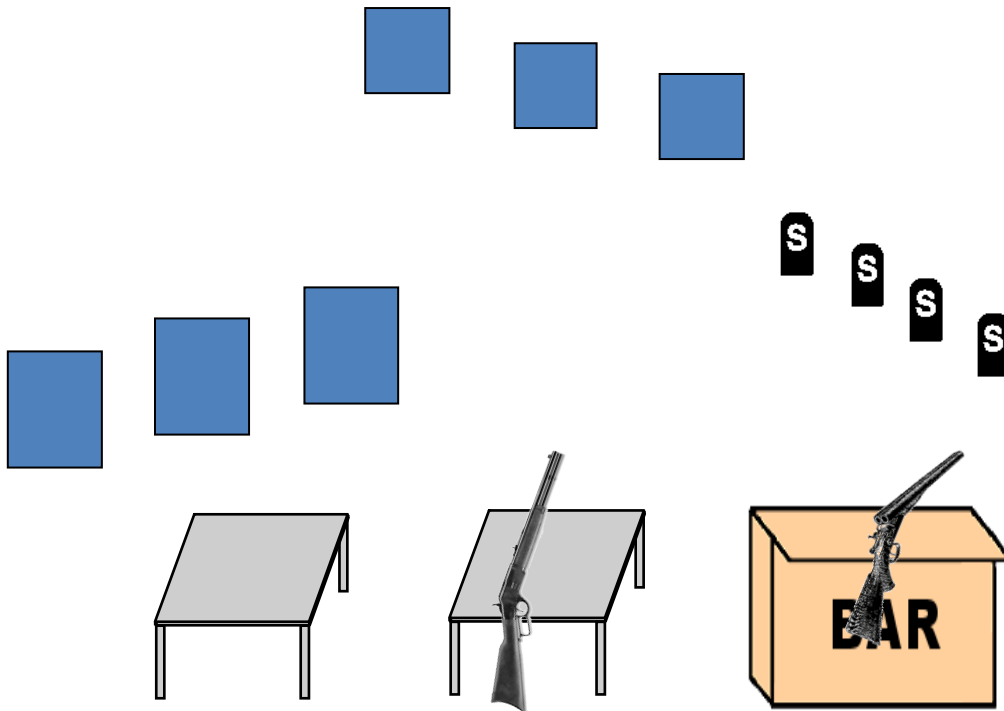
## *March 2022 Stages*

FEATURING  
OH WHAT FUN IT IS

*Compliments of The Rainmaker and Jimmie Gunnfighter*

## Stage 1, Bay 3

# Counting



**START**

**START**

**Ammo:** Pistols 10, Rifle 10, Shotgun 4+

**Staging:** Rifle staged on table at center stage  
Pistols holstered  
Shotgun staged on the bar

**Start:** Standing in either side doorway, hands on doorposts.

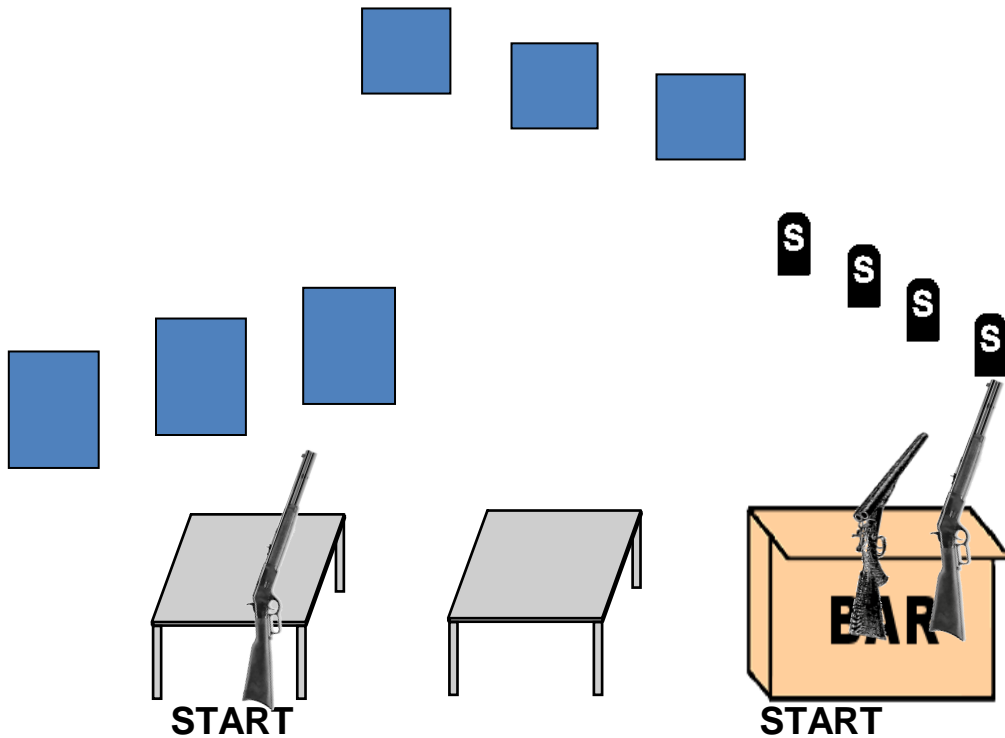
**Procedure:** Say “**I have to count ?**” and wait for the beep.

ATB, shooter's choice to start at left table or bar. If starting at left table, with pistols as needed, engage P1 - P3 with a 1-2-1-2-3 Sweep, from either direction; repeat. With rifle, engage R1 - R3 same as pistols. With shotgun, engage shotgun targets in any order.

**Note:** Sweep is engaged one on 1, one on 2, one on 1, one on 2, one on 3, in that order. If starting at bar, order is shotgun/rifle/pistols.

## Stage 2, Bay 3

# Windows



**Ammo:** Pistols 10, Rifle 10, Shotgun 4+

**Staging:** Rifle staged on the left table or bar  
Pistols holstered  
Shotgun staged on the bar

**Start:** Standing behind the left table or bar, both hands on side window sill.

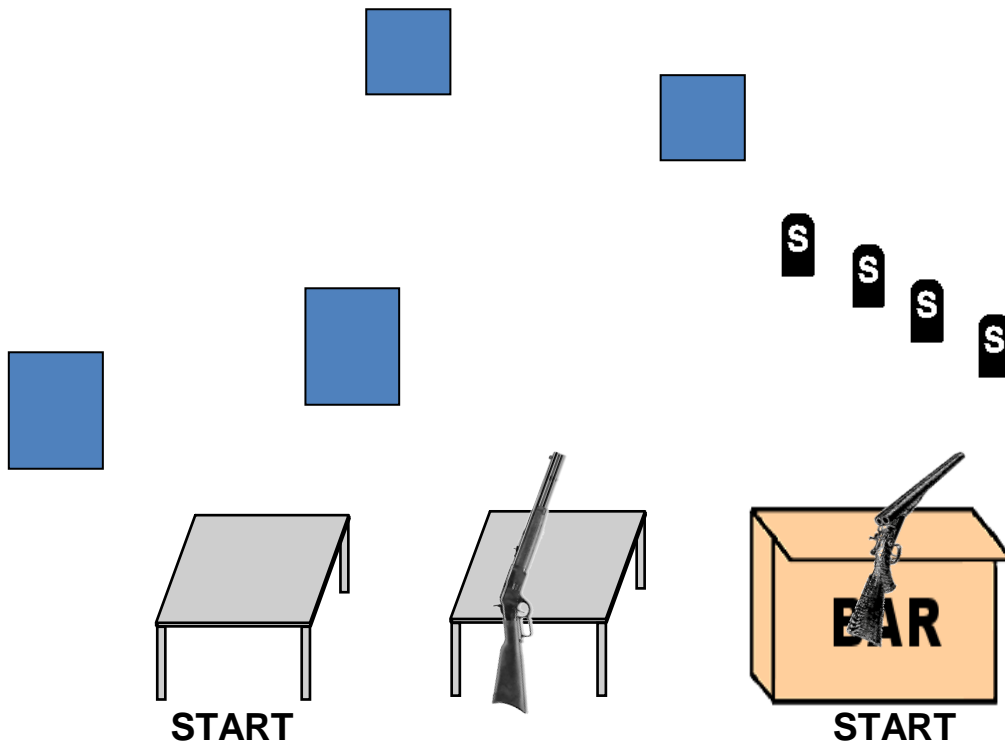
**Procedure:** Say “**Right out the window!**” and wait for the beep.

ATB, with rifle, engage R1 - R3 with a 1-2-4-2-1 Nevada Sweep, from either direction. Pistols or SG next. With pistols as needed, repeat rifle instructions for P1 - P3. With shotgun, engage SG targets in any order.

**Note:** Pistols will be engaged from behind left table.

## Stage 3, Bay 4

# Fun Times



**Ammo:** Pistols 10, Rifle 10, Shotgun 4+

**Staging:** Rifle staged on table at center stage  
Pistols holstered  
Shotgun staged on the bar

**Start:** Standing behind left table or bar, hand(s) on gun(s) of choice.

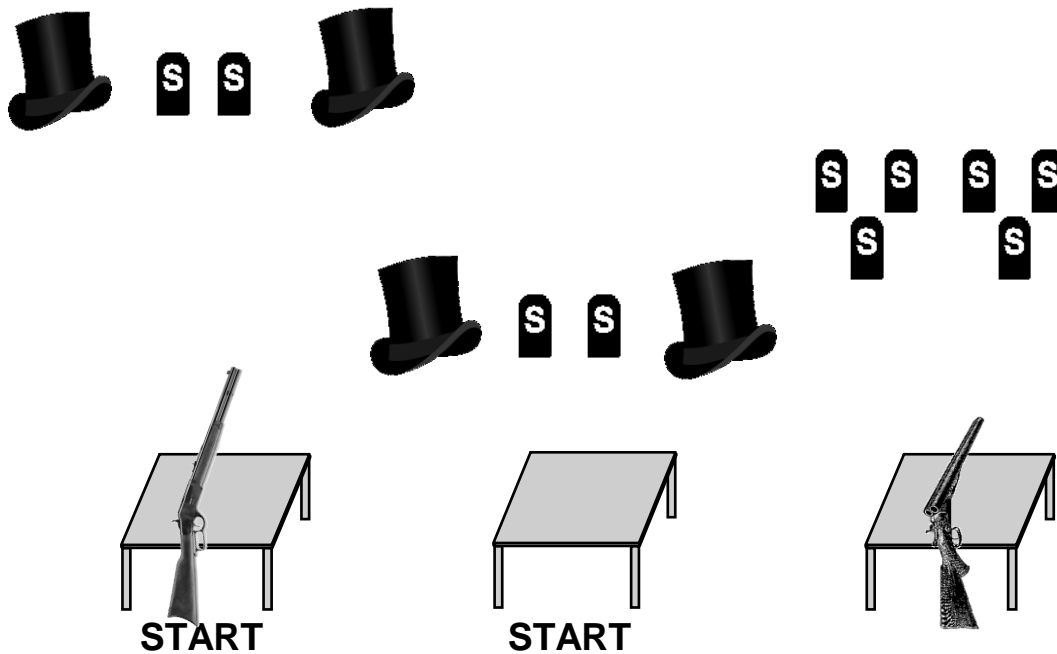
**Procedure:** Say “Hey, this is fun!” and wait for the beep.

ATB, if starting on left, with pistols as needed, engage P1 with three then P2 with two, repeat. With rifle, engage R1 and R2 same as pistols. With shotgun, engage SG targets in any order.

**Note:** If starting on right, order is SG, rifle, pistols.

## Stage 4, Bay 4

# Sweepin'



**Ammo:** Pistols 10, Rifle 10, Shotgun 2+

**Staging:** Rifle staged on left table  
Pistols holstered  
Shotgun staged on right table

**Start:** Standing behind left table or table at center stage, broom in hand.


**Procedure:** Say "Lets' sweep it!" and wait for the beep.

ATB, drop broom. With rifle or pistols as needed, shoot two 2-1-2 Sweeps from the same direction (a KD will be your center target). Repeat for rifle or pistols not engaged yet. Engage TWO shotgun targets in any order THEN make up any missed rifle or pistol knockdowns with remaining KD at this location.

**Note:** Rifle and pistol KD misses will not be misses if made up with shotgun. If, while engaging first two SG, additional targets fall, they will count as makeups.

## Stage 5, Bay 5

# Knock Them Down



**Ammo:** Pistols 10, Rifle 10, Shotgun 2+

**Staging:** Rifle held at Cowboy port arms  
Pistols holstered  
Shotgun staged on right table

**Start:** Standing behind left table, holding rifle at Cowboy Port Arms.

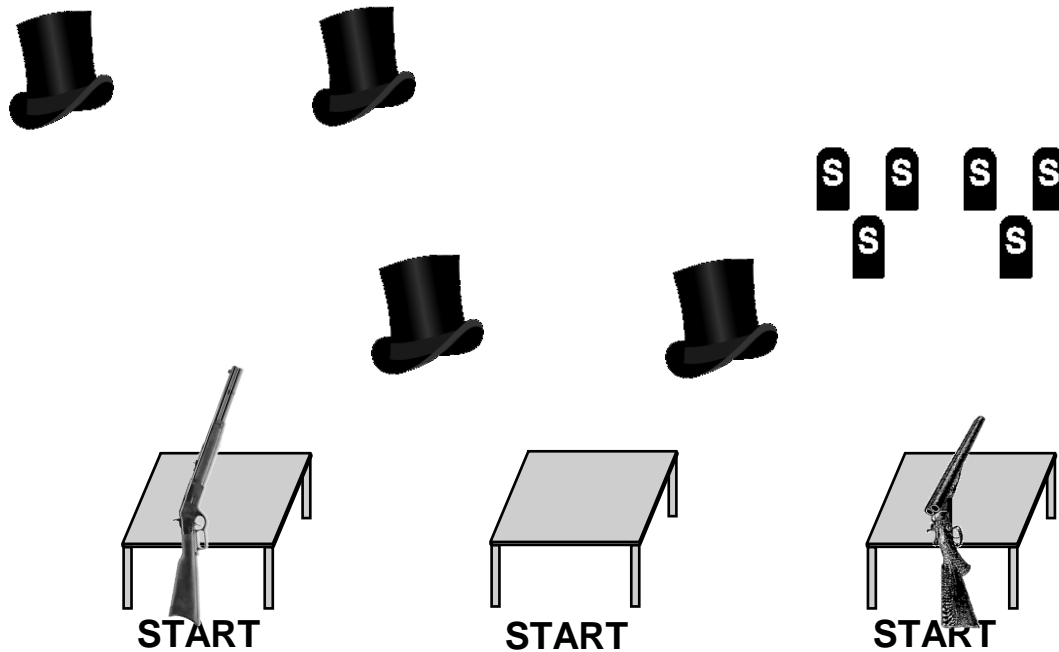
**Procedure:** Say “**Knock them down!**” and wait for the beep.

ATB, with rifle, engage R1 and R2 with four on each and one on each KD (round count). Move to center table and with pistols as needed, repeat rifle instructions. Move to right table and with shotgun, engage TWO shotgun targets in any order THEN make up any missed rifle or pistol knockdowns with remaining KD at this location.

**Note:** Rifle and pistol KD misses will not be misses if made up with shotgun. If, while engaging first two SG, additional targets fall, they will count as makeups.

## Stage 6, Bay 5

# No Triplets!



**Ammo:** Pistols 10, Rifle 10, Shotgun: as many as it takes

**Staging:** Rifle staged on left table  
Pistols holstered  
Shotgun staged on right table

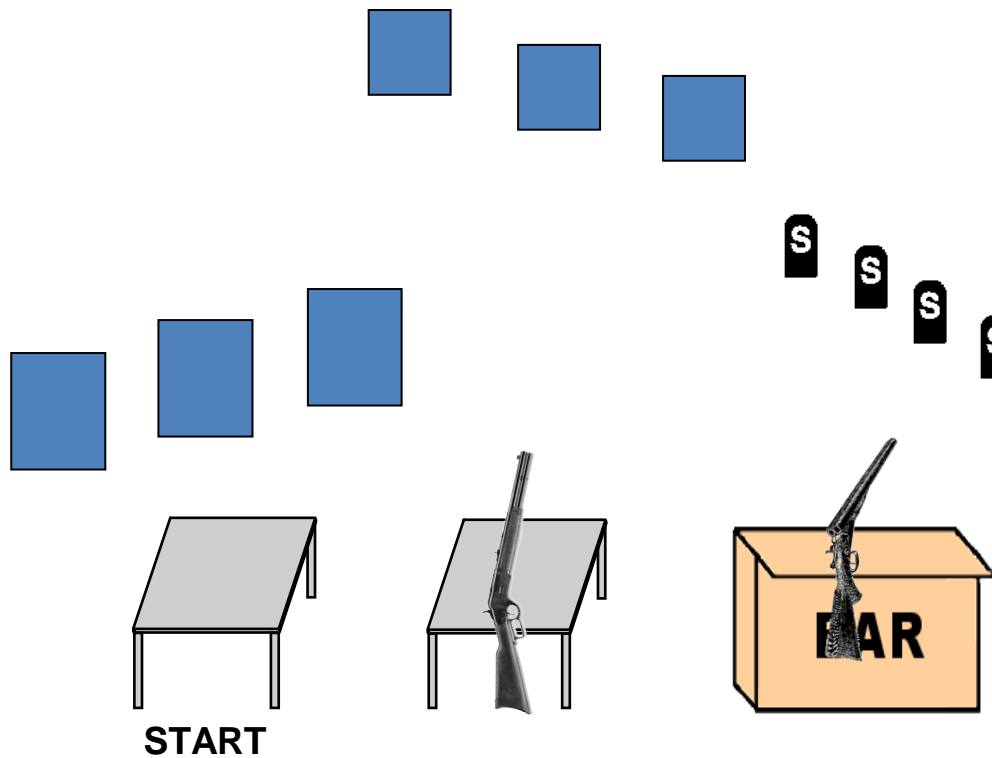
**Start:** Standing behind table of choice, hands on hat.

**Procedure:** Say “No Triplets!” and wait for the beep.

ATB, starting with gun(s) of choice, place 10 rounds on two targets - NO Triple-Taps! Rifle and pistols follow same instructions. With shotgun, engage shotgun targets until down.

**Note:** No minimum shotgun count - knock all six down, regardless of shots needed.

## Warm-Up Stage



**Ammo:** Pistols 10, Rifle 10, Shotgun 4+

**Staging:** Rifle staged on table at center stage

Pistols holstered

Shotgun staged on the bar

**Start:** Standing behind left table, hands flat on table.

**Procedure:** Say "Let's do this!" and wait for the beep.

ATB, with pistols as needed, engage P1 - P3 with a 2-1-2 Sweep, from either direction, repeat.  
With rifle, engage R1 - R3 same as pistols (yes). Engage shotgun targets in any order.

**Note:**