



May 2021 Stages

FEATURING
GEORGIA STATE PREP

Compliments of The Rainmaker

Stage 1, Bay 3



Ammo: Pistols 10, Rifle 10, Shotgun 4+

Staging: Rifle staged standing in Outhouse
Pistols staged on shelf(s) in Outhouse
Shotgun staged on shelf in Outhouse


Start: Seated in Outhouse, in "Thinker" pose.

Procedure: Say "Oh, come on!" and wait for the beep.

ATB, with rifle, engage the Cowboys once each then the Injuns once each then the Buffalos once each then the Injuns once each then the Cowboys once each. Shooter's choice pistols or shotgun next. With pistols as needed, engage the Cowboys once each then the Injuns once each then a Cowboy, repeat. Engage shotgun targets in any order.

Note: You may stand and/or move to the front of the Outhouse after the beep, but must stay inside.

Stage 2, Bay 3



Ammo: Pistols 10, Rifle 10, Shotgun ?

Staging: Rifle staged on either horse

Pistols holstered

Shotgun staged on either horse

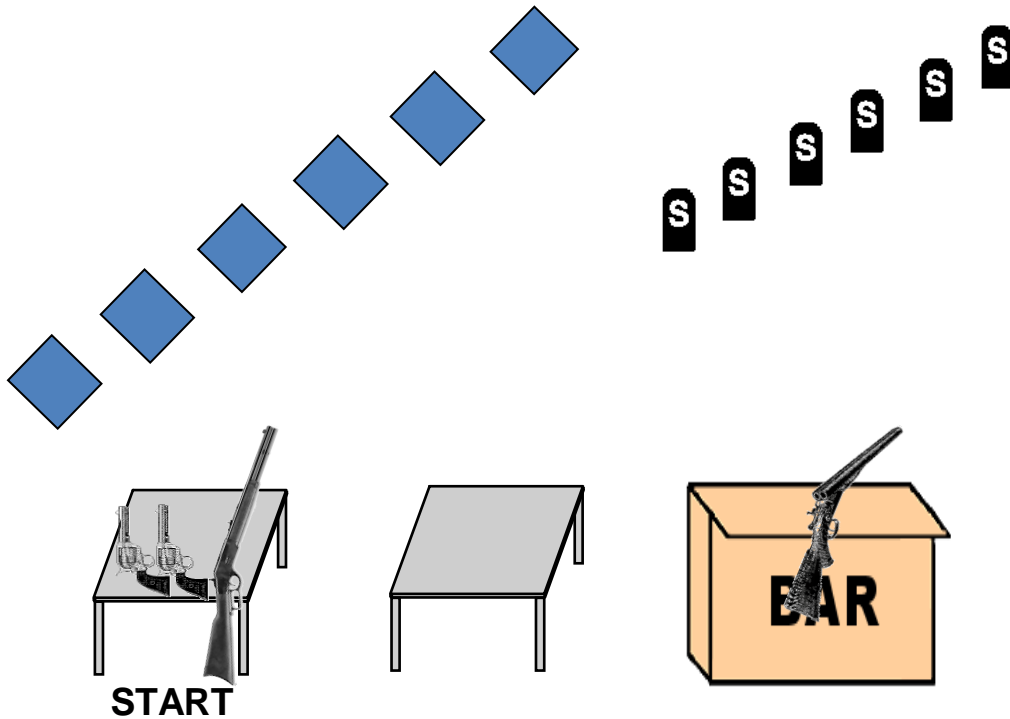
Start: Standing behind either horse, hands on rifle butt.

Procedure: Say “**Shut the door!**” and wait for the beep.

ATB, with rifle engage the knockdowns once each then the Buffaloes with three (3) on each. With shotgun, engage any remaining knockdowns. From Outhouse doorway, with pistols as needed, engage the Injuns with three (3) on each and the Cowboys with two (2) on each.

Note: Rifle misses on knockdowns will not be misses unless left up.

Stage 3, Bay 4



Ammo: Pistols 10, Rifle 10+1, Shotgun 6+

Staging: Rifle staged on the left table
Pistols staged on the left table
Shotgun staged on the bar

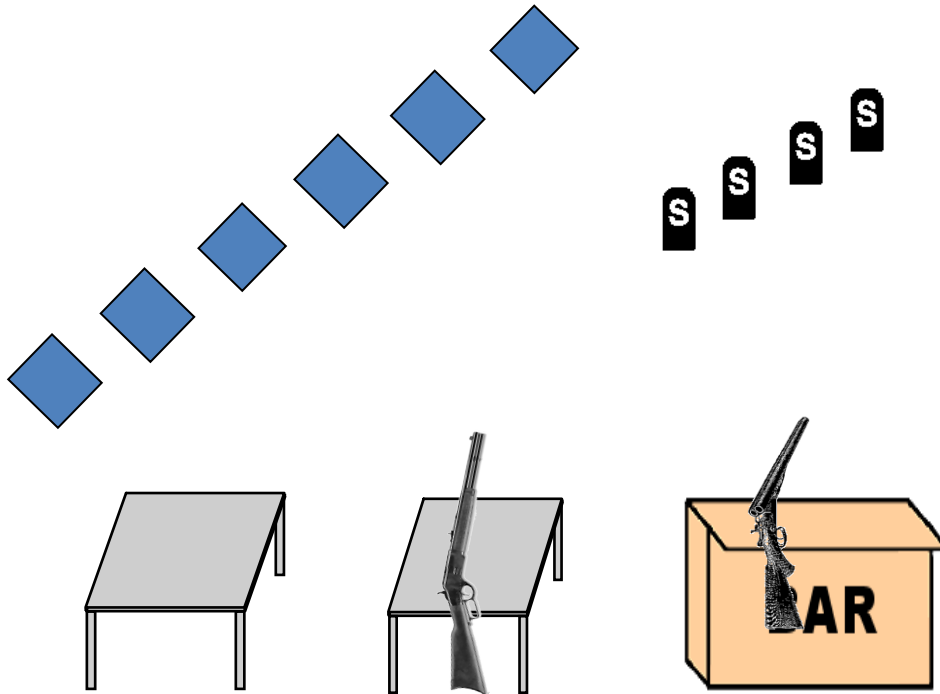
Start: Standing behind left table, thumbs in holsters.

Procedure: Say “**I want it the *other* way!**” and wait for the beep.

ATB, Shooter's choice to start with rifle or pistols. With pistols as needed, engage four left Diamonds with one (1) on P1, two (2) on P2, three (3) on P3 and four (4) on P4. With rifle, engage the two right Diamonds with five (5) on the left and six (6) on the right. With shotgun, engage shotgun targets in any order.

Note: May load 11th rifle round any time after the beep. May holster pistols or return to table after firing.

Stage 4, Bay 4



START

Ammo: Pistols 10, Rifle 10, Shotgun 4+

Staging: Rifle staged on table at center stage
Pistols holstered
Shotgun staged on either horse


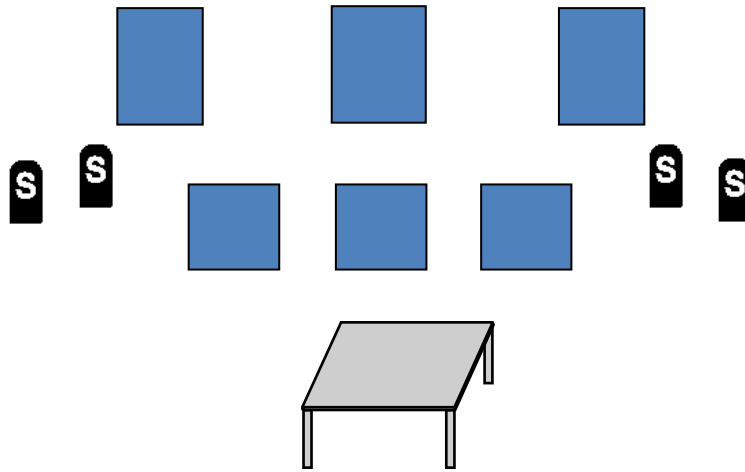
Start: Standing in center doorway, hands on doorposts.

Procedure: Say “**Who said "Diamonds are a girl's best friend"?**” and wait for the beep.

ATB, move to left table or bar. From left table with pistols as needed, engage three left Diamonds with three (3) on the center then one (1) on the others, repeat. With rifle, engage the three right Diamonds same as pistols. With shotgun, engage shotgun targets in any order.

Note: If starting at bar, order is shotgun/rifle/pistols.

Stage 5, Bay 5



Ammo: Pistols 10, Rifle 10, Shotgun 4+

Staging: Rifle held in both hands
Pistols holstered
Shotgun staged on either horse

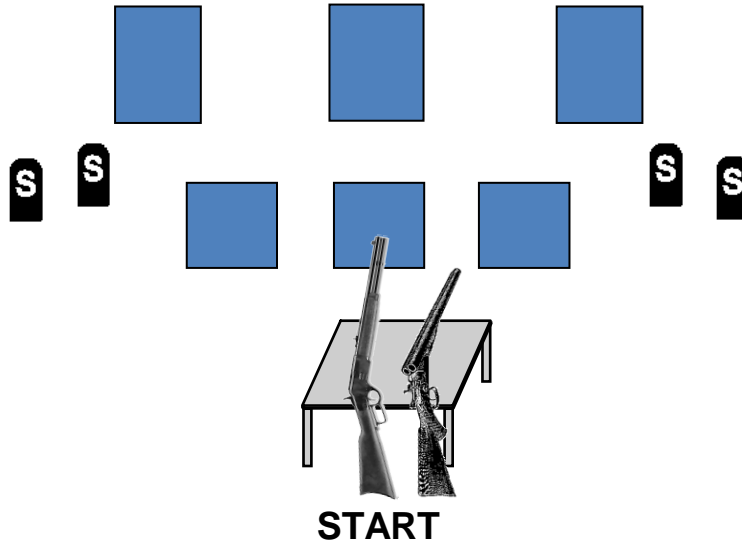
Start: Standing between horses, holding rifle in both hands.

Procedure: Say “That's not right!” and wait for the beep.

ATB, with rifle engage Squares with a Nevada Sweep, Double-Tapping the center target. With shotgun, engage shotgun targets in any order. From behind table, with pistols as needed, engage Rectangles with a continuous Nevada Sweep, Double-Tapping the center target.

Note: Shotgun targets may be engaged anywhere between horses and table. Ensure long guns are safely restaged facing side berm or on table.

Stage 6, Bay 5



Ammo: Pistols 10, Rifle 10, Shotgun 4+

Staging: Rifle staged on the table
Pistols holstered
Shotgun staged on the table

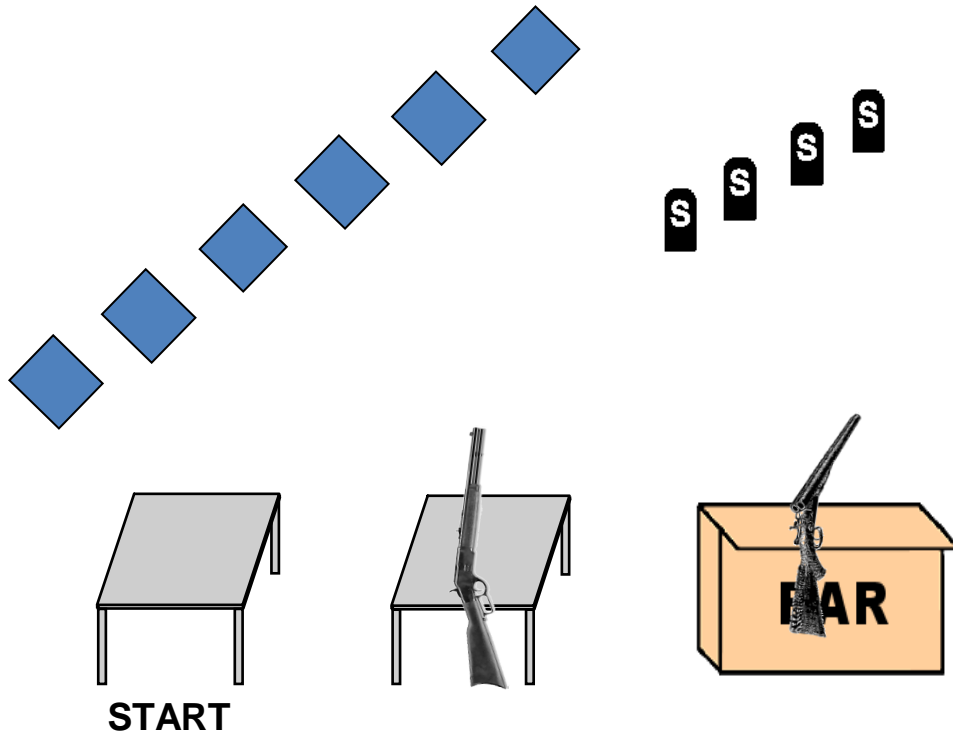
Start: Standing behind the table, hands at low surrender.

Procedure: Say “**The score is 4 to 4!**” and wait for the beep.

ATB, shooter's choice on order, rifle can't be last. With rifle engage Rectangles with a 4-2-4 Sweep, from either direction. With pistols as needed, engage Squares with a continuous 4-2-4 Sweep, from either direction. With shotgun, engage shotgun targets in any order.

Note:

Warm-Up Stage



Ammo: Pistols 10, Rifle 10, Shotgun 4+

Staging: Rifle staged on table at center stage

Pistols holstered

Shotgun staged on the bar

Start: Standing behind left table, hands at sides.

Procedure: Say "**Let's shoot!**" and wait for the beep.

ATB, with pistols as needed, engage three left Diamonds with at least three (3) on each. With rifle engage three right Diamonds with at least three (3) on each. Engage shotgun targets in any order.

Note: