

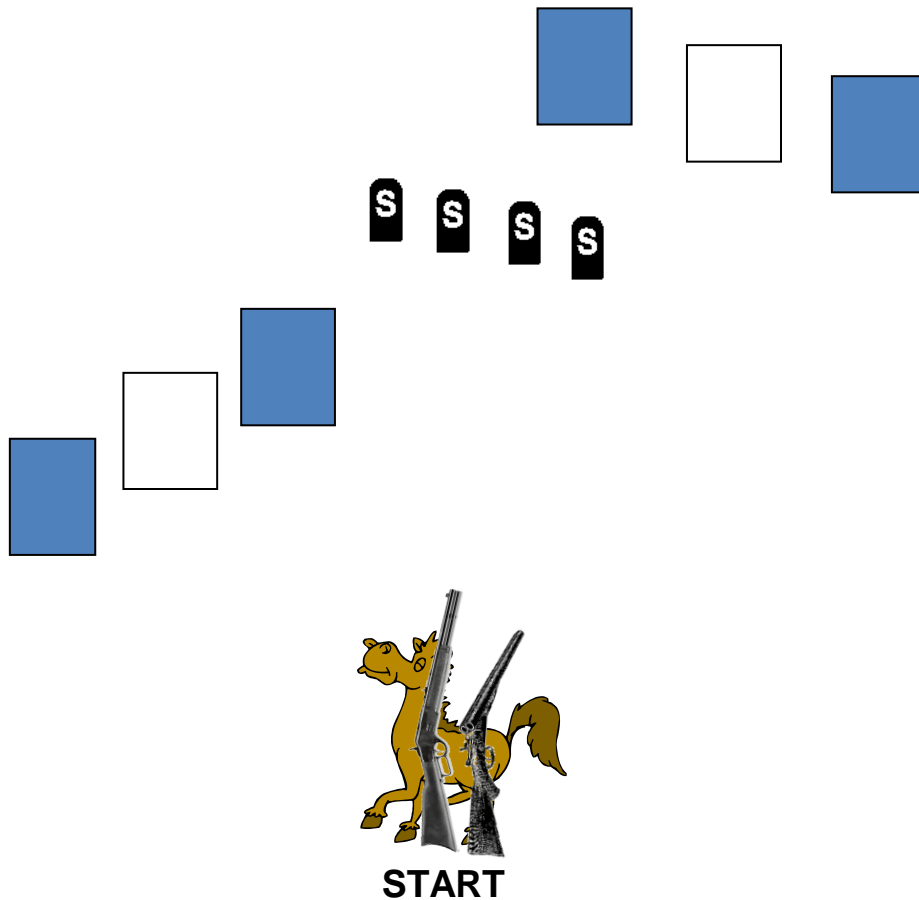


November 2019 Stages

FEATURING OUR FAVORITE LINES
FROM CLASSIC WESTERNS

Compliments of The Rainmaker

Stage 1, Bay 3



Ammo: Pistols 10, Rifle 10, Shotgun 4+

Staging: Rifle staged on the horse
Pistols holstered
Shotgun staged on the horse

Start: Standing behind horse, holding packages in both hands.

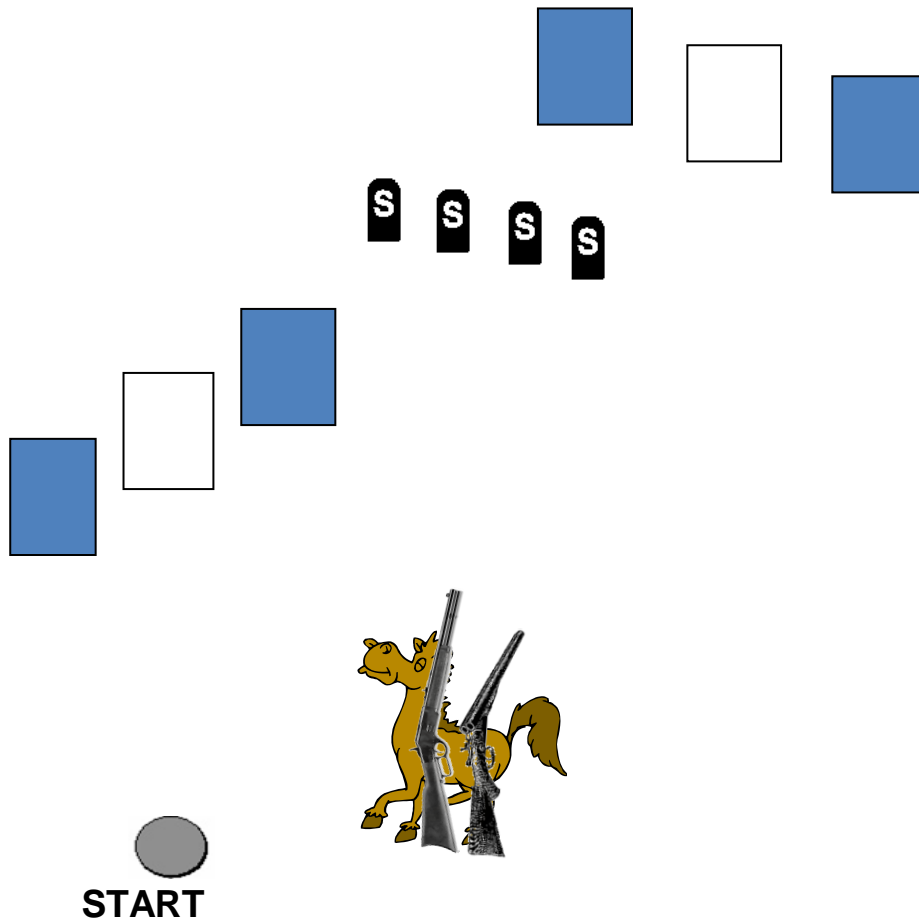
Procedure: Say “Well, are you gonna pull those pistols or whistle Dixie?” and wait for the beep.

ATB, shooter's choice on order (rifle can't be last). With pistols as needed, engage P1 - P3 with a continuous Nevada Sweep, double-tapping the center (white) target, starting on either end.

With rifle, repeat pistol instructions for R1 - R3. Engage shotgun targets in any order.

Note:

Stage 2, Bay 3



Ammo: Pistols 10, Rifle 10, Shotgun 2+

Staging: Rifle staged on the horse

Pistols holstered

Shotgun staged on the horse

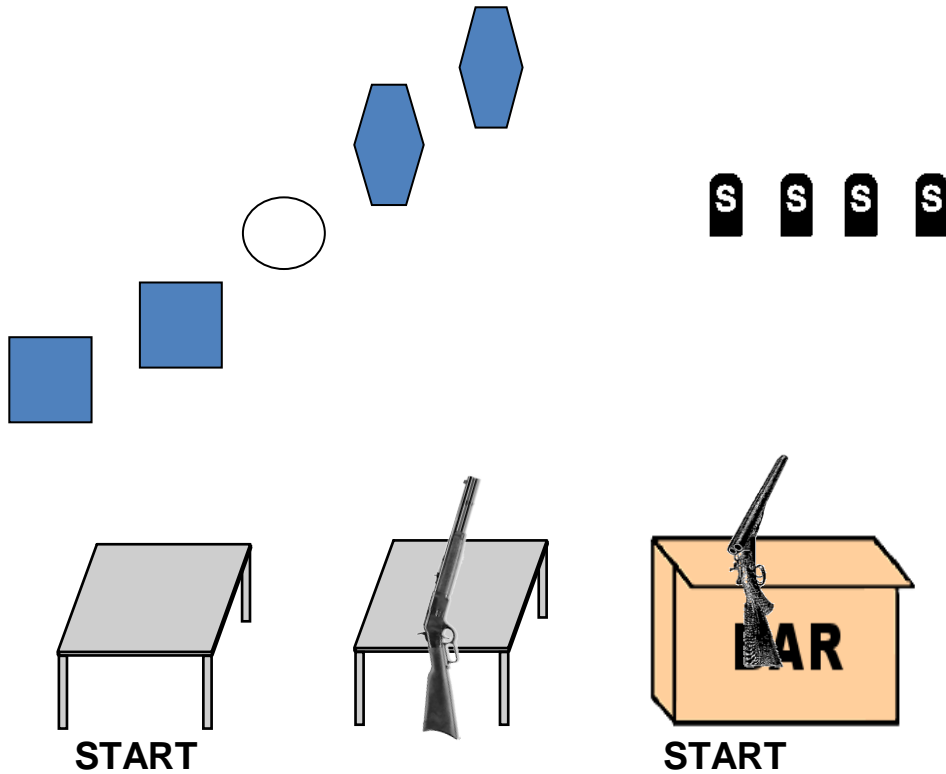
Start: Standing with one foot touching stone, hand(s) on pistol(s).

Procedure: Say “**I have two guns, one for each of ya!**” and wait for the beep.

ATB, with pistols as needed, engage P1 - P3 with three (3) on each then one (1) on a knockdown. With rifle, engage R1 - R3 with three (3) on each then one (1) on a knockdown. With shotgun, engage shotgun targets and any remaining knockdowns.

Note: Rifle/Pistol misses on knockdowns will not be misses unless left up.

Stage 3, Bay 4



Ammo: Pistols 10, Rifle 10, Shotgun 4+

Staging: Rifle on table at center stage
Pistols holstered
Shotgun staged on the bar

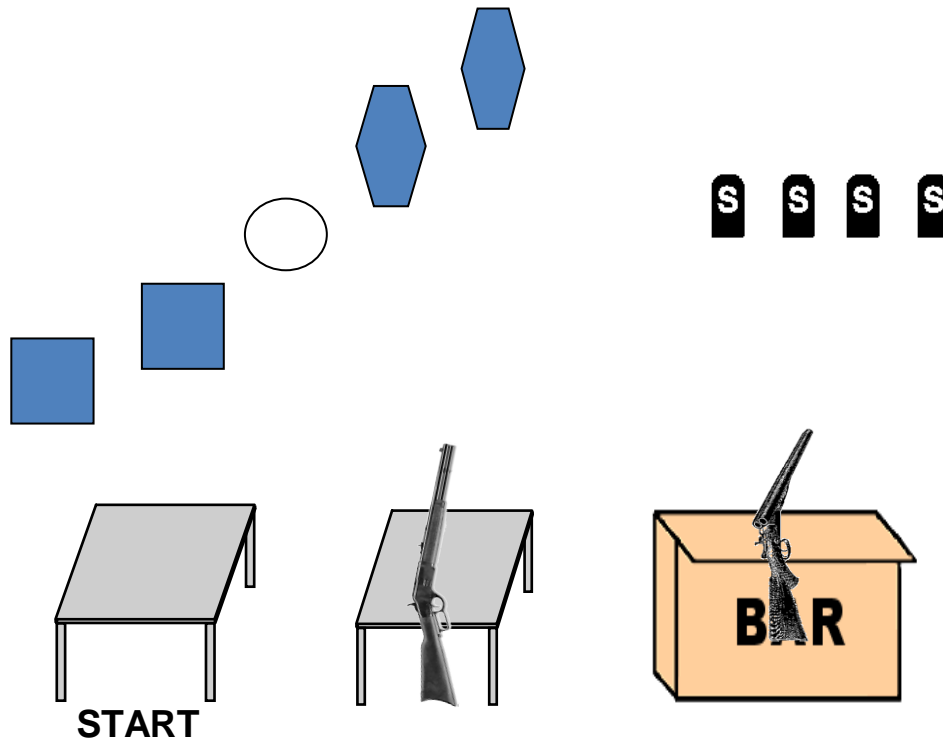
Start: Standing behind left table or bar, hands touching hat (on head).

Procedure: Say “**That’ll be the day!**” and wait for the beep.

ATB, starting with pistols or shotgun, with pistols as needed, engage P1, P2 and the Circle target with a continuous Double-Tap Nevada Sweep. With rifle, repeat pistol instructions for R1, R2 and the Circle. Engage shotgun targets in any order.

Note: If starting from bar, order is shotgun, rifle, pistols.

Stage 4, Bay 4



Ammo: Pistols 10, Rifle 10, Shotgun 4+

Staging: Rifle on table at center stage
Pistols holstered
Shotgun staged on the bar


Start: Standing behind left table, both hands flat on table.

Procedure: Say "Never said I didn't know how to use it!" and wait for the beep.

ATB, with pistols as needed, engage P1 and P2 (Squares) with two 3-2 Sweeps, starting on either each time. With rifle, engage R1 and R2 (coffins) with same directions as pistols. Engage shotgun targets in any order.

Note:

Stage 5, Bay 5



Ammo: Pistols 10, Rifle 10, Shotgun 4+

Staging: Rifle staged on either horse
Pistols holstered
Shotgun held in both hands

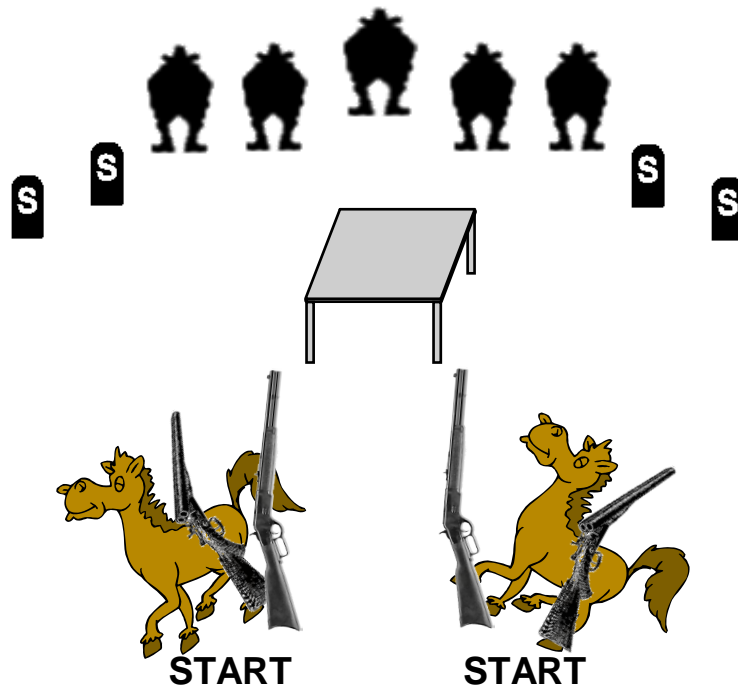
Start: Standing behind either horse, holding shotgun in both hands.

Procedure: Say “**Mongo like candy!**” and wait for the beep.

ATB, with shotgun, engage knockdowns and pop-ups. With rifle, engage RP1 - RP5 with two sweeps, BOTH from the same direction. Move behind table and with pistols as needed, engage RP1 - RP5 with same directions as rifle.

Note: Misses on pop-ups will not be misses, but if hit will be 3 second bonuses each.

Stage 6, Bay 5



Ammo: Pistols 10, Rifle 10, Shotgun 4+

Staging: Rifle held in both hands
Pistols holstered
Shotgun staged on horse where you start

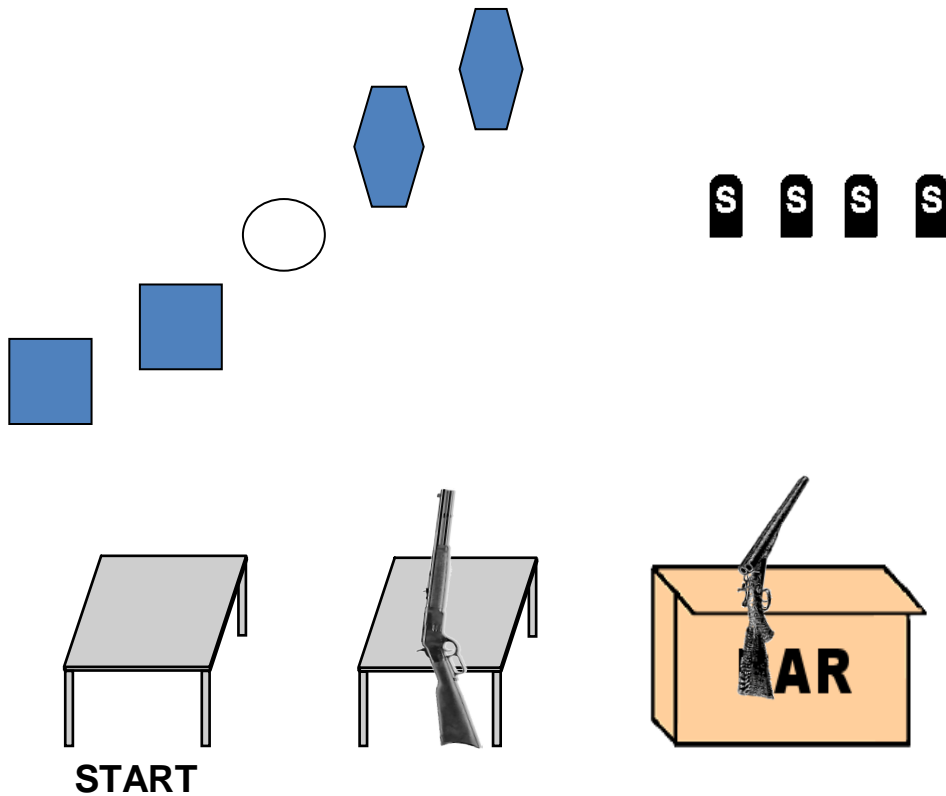
Start: Standing behind either horse, holding rifle in both hands.

Procedure: Say "I've heard that you're a low-down Yankee liar!" and wait for the beep.

ATB, with rifle engage RP1 - RP5 with a Double-Tap Sweep, from either direction. Engage near shotgun targets in any order. Move behind other horse and engage remaining shotgun targets. Move behind table and with pistols as needed, engage RP1 - RP5 with a continuous Double-Tap Sweep, from either direction.

Note: Ensure long guns restaged on horses are facing side berm.

Warm-Up Stage



Ammo: Pistols 10, Rifle 10, Shotgun 4+

Staging: Rifle staged on table at center stage

Pistols holstered

Shotgun staged on the bar

Start: Standing behind left table, hands at sides.

Procedure: Say "Let's Do It!" and wait for the beep.

ATB, with pistols as needed, engage P1 and P2 with two (2) on each, then one (1) on the circle. Repeat. With rifle, engage R1, R2 with the circle with same sequence as pistols. Engage shotgun targets in any order.

Note: