

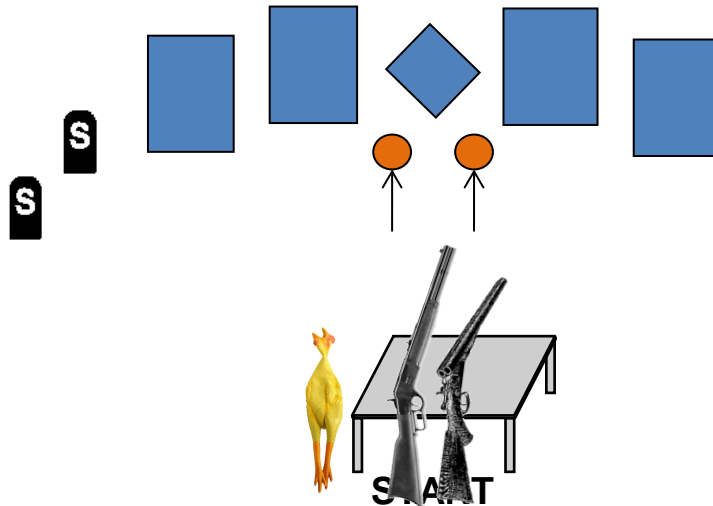


## *November 2020 Stages*

FEATURING  
A WACKY  
THANKSGIVING

*Compliments of The Rainmaker*

## Stage 1, Bay 3



**Ammo:** Pistols 10, Rifle 10, Shotgun 4+

**Staging:** Rifle staged on the table  
Pistols holstered  
Shotgun staged on the table

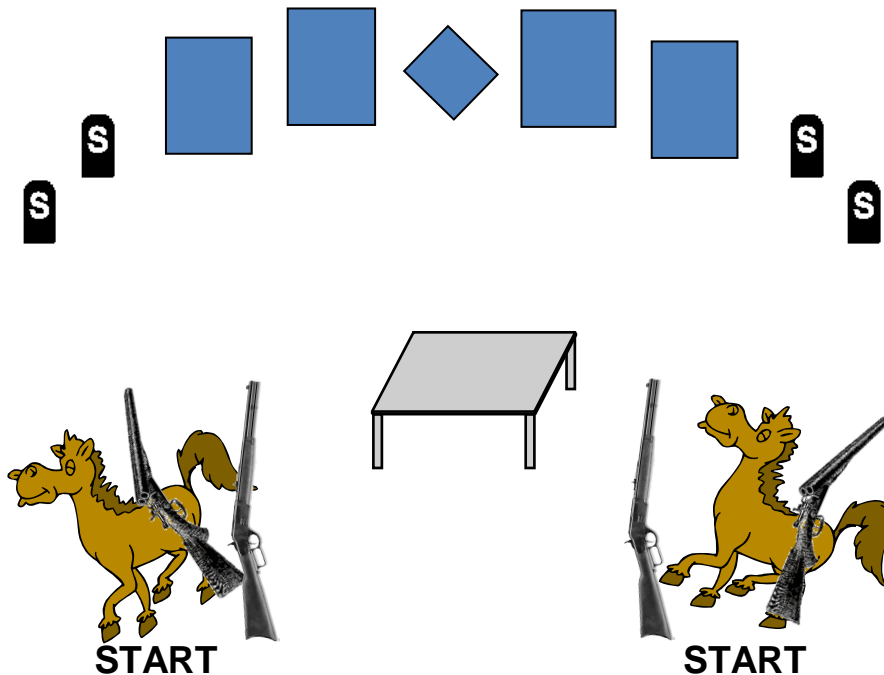
**Start:** Standing behind table, holding "turkey" in both hands.

**Procedure:** Say "You call THIS a turkey?" and wait for the beep.

ATB, shooter's choice on order, rifle can't be last. With rifle, engage RP1 - RP5 with two Sweeps, from either direction each time. With pistols as needed, repeat rifle instructions. With shotgun, alternate between knockdowns and clays, starting on any.

**Note:** Clays must be broken.

## Stage 2, Bay 3



**Ammo:** Pistols 10, Rifle 10, Shotgun 4+

**Staging:** Rifle held in both hands

Pistols holstered

Shotgun staged on either horse


**Start:** Standing behind either horse, holding rifle in both hands.

**Procedure:** Say “I’ll shoot ya a turkey worth eatin’!” and wait for the beep.

ATB, with rifle engage an Outside target with two (2) then the Diamond with one (1) then the Inside target on the same side with two (2), repeat for other side. With shotgun, engage two near shotgun targets then move behind other horse and repeat (LEAVE SHOTGUN on horse). Move behind table and with pistols as needed, repeat rifle instructions.

**Note:** Restage long guns safely facing side berms.

## Stage 3, Bay 4



**Ammo:** Pistols 10, Rifle 10, Shotgun 4+

**Staging:** Rifle staged on the table at center stage  
Pistols holstered  
Shotgun staged on the bar


**Start:** Standing behind bar or left table, arms folded across chest.

**Procedure:** Say “Ya mean we gotta invite THEM too?” and wait for the beep.

ATB, shooter may start at bar or left table. With shotgun, engage shotgun targets in any order. With rifle, engage Top Hats with two (2) on each then the Boot target with one (1) then the Top Hats once each. Move behind left table and with pistols as needed, repeat the Rifle instructions for the Cowboy and Injun Heads.

**Note:** If starting at left table, order is pistols/rifle/shotgun.

## Stage 4, Bay 4



**START**

**Ammo:** Pistols 10, Rifle 10, Shotgun 4+

**Staging:** Rifle staged on the table at center stage  
Pistols holstered  
Shotgun staged on bar

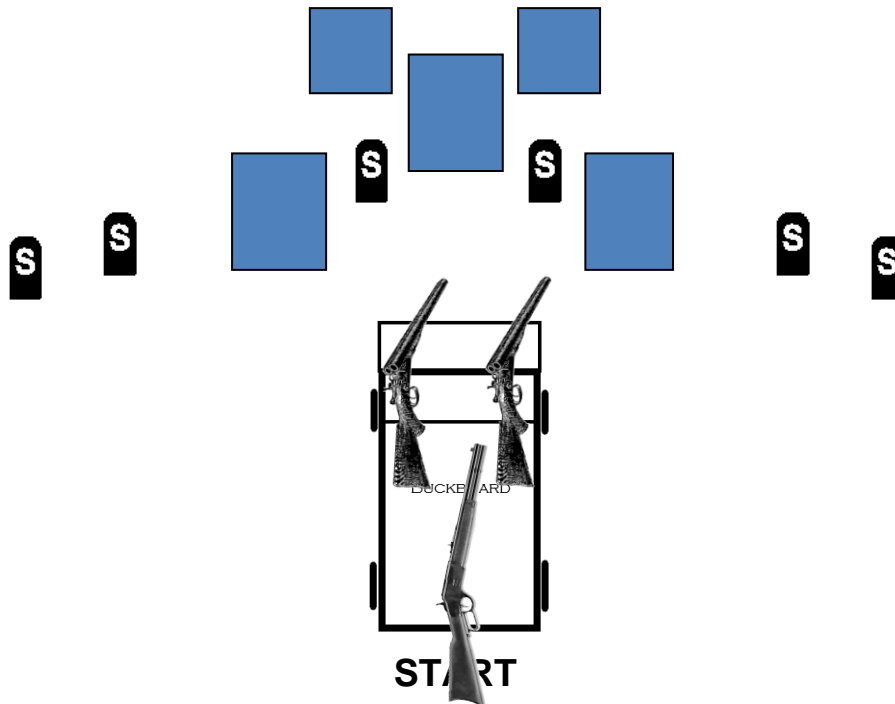
**Start:** Standing at center doorway, hands on doorposts.

**Procedure:** Say "I'm here, let's eat!" and wait for the beep.

ATB, with rifle, engage the Boot with one (1) then the Top Hats with three (3) on each. Shooter's choice to move to shotgun or pistols next. With pistols as needed, engage the Cowboy with one (1) then the Injun Heads with three (3) on each. Engage shotgun targets in any order.

**Note:** Order is rifle/pistols/shotgun or rifle/shotgun/pistols.

## Stage 5, Bay 5



**Ammo:** Pistols 10, Rifle 10, Shotgun 4+

**Staging:** Rifle staged in the back of the Buckboard  
Pistols holstered  
Shotgun staged on the shelf at the front of the Buckboard

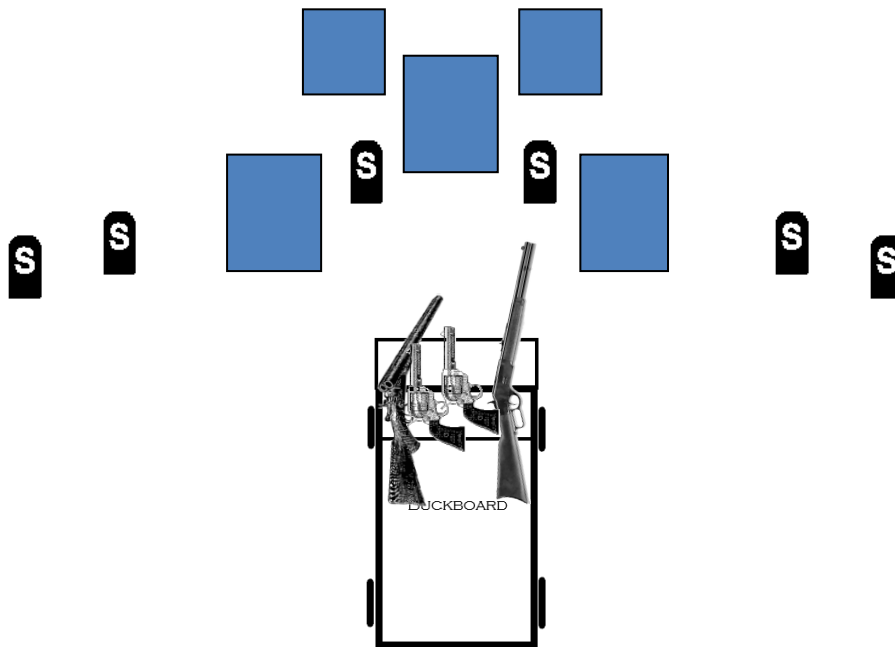
**Start:** Standing behind Buckboard, hands touching hat.

**Procedure:** Say “Go get some more milk, she (he) says!” and wait for the beep.

ATB, with rifle engage RP1 - RP5 with two (2) on each (No Double-taps). Make rifle safe on front of Buckboard. Shooter's choice, pistols or shotgun next. With pistols as needed, repeat rifle instructions. With shotgun, engage four (4) shotgun targets in any order.

**Note:**

## Stage 6, Bay 5



**Ammo:** Pistols 10, Rifle 10 Shotgun 6+

**Staging:** Rifle staged on Buckboard shelf  
Pistols staged on Buckboard shelf  
Shotgun staged on Buckboard shelf


**Start:** Seated in Buckboard, holding reins in both hands.

**Procedure:** Say "**I thought they were *friendly* in-laws!**" and wait for the beep.

ATB, shooter's choice on order, rifle can't be last. With rifle, engage the Squares and center Rectangle with a Double-Tap Nevada Sweep, from either direction. With pistols as needed, engage the Rectangles with a continuous Double-Tap Nevada Sweep, from either direction. Engage shotgun targets in any order.

**Note:** Shooter may stand at any time after the beep or stay seated.

## Warm-Up Stage



**Ammo:** Pistols 10, Rifle 10, Shotgun 4+

**Staging:** Rifle staged on the table at center stage

Pistols holstered

Shotgun staged on bar

**Start:** Standing behind left table, hands flat on the table.

**Procedure:** Say "**Holidays!**" and wait for the beep.

ATB, with pistols as needed, engage P1 - P4 with one (1) on each Injun Head then two (2) on the Cowboy, repeat. With rifle engage R1 - R4 with one (1) on each Top Hat then two (2) on the Boot, repeat. Engage shotgun targets in any order.