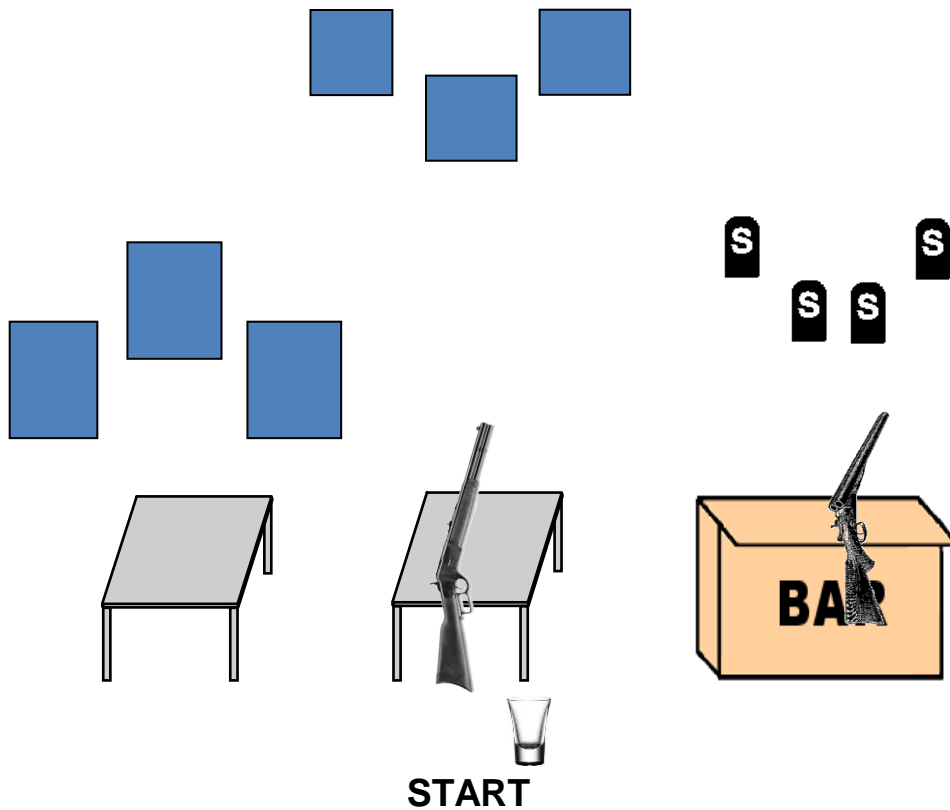


November 2022 Stages

FEATURING
SHANE

Compliments of The Rainmaker

Stage 1, Bay 4



Ammo: Pistols 10, Rifle 10, Shotgun 4+

Staging: Rifle staged on table at center stage
Pistols holstered
Shotgun staged on the bar

Start: Standing in center doorway, holding shot glass in one hand.

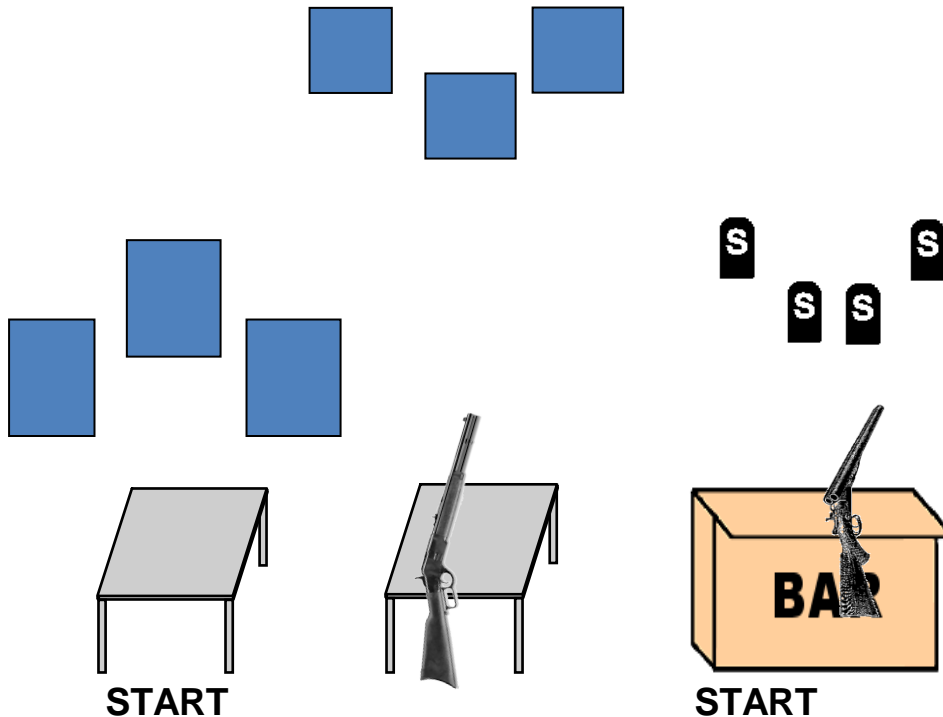
Order: Shooter's Choice

Procedure: Say “You speakin' to me?” and wait for the beep.

ATB, with pistols as needed from behind left table, engage P1 - P3 with Double-Taps on the outside targets then a Single-Tap on the center target, repeat. With rifle, engage R1 - R3 same as pistols. With shotgun, engage shotgun targets in any order.

Note: After beep, place shot glass on bar or table (no penalty if it falls off).

Stage 2, Bay 4



Ammo: Pistols 10, Rifle 10, Shotgun 4+

Staging: Rifle staged on table at center stage

Pistols holstered

Shotgun staged on the bar

Start: Standing behind left table or bar, hand(s) on gun(s) of choice.

Order: Pistols/Rifle Shotgun or Shotgun/Rifle/Pistols

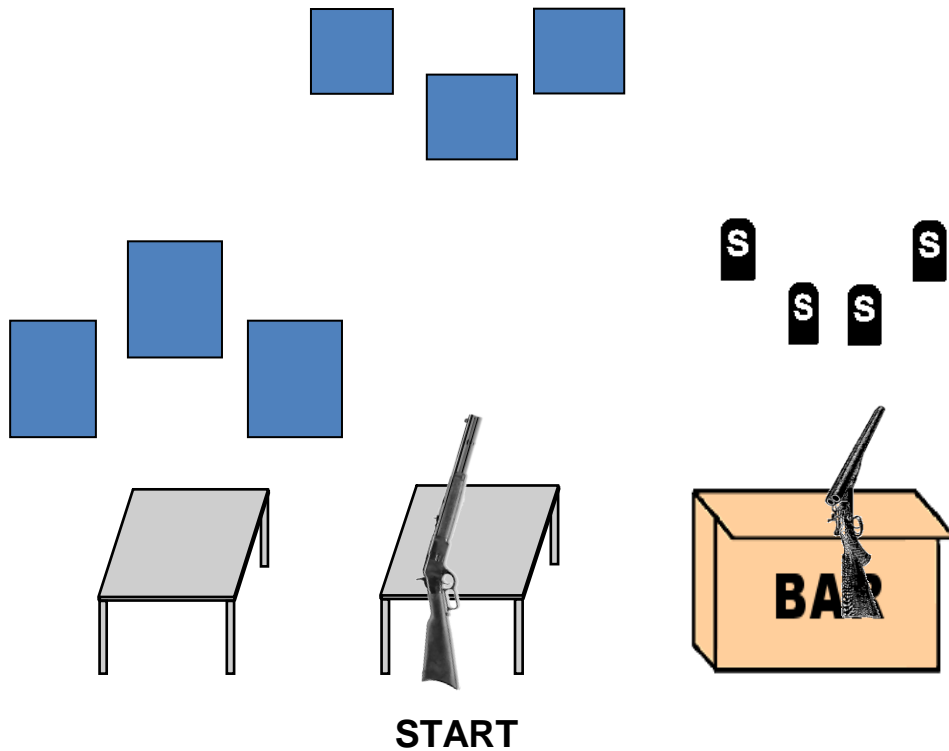
Procedure: Say “I’d like it to be my idea” and wait for the beep.

ATB if starting on left, with pistols as needed engage P1 - P3 with a Nevada Sweep from either direction, Double-Tapping the center target. With rifle, repeat pistol instructions for R1 - R3.

With shotgun, engage shotgun targets in any order.

Note: If starting at bar, order is shotgun/rifle/pistols.

Stage 3, Bay 5



Ammo: Pistols 10, Rifle 10, Shotgun 4+

Staging: Rifle held in both hands
Pistols holstered
Shotgun staged on the bar

Start: Standing behind table at center stage, rifle held in both hands.

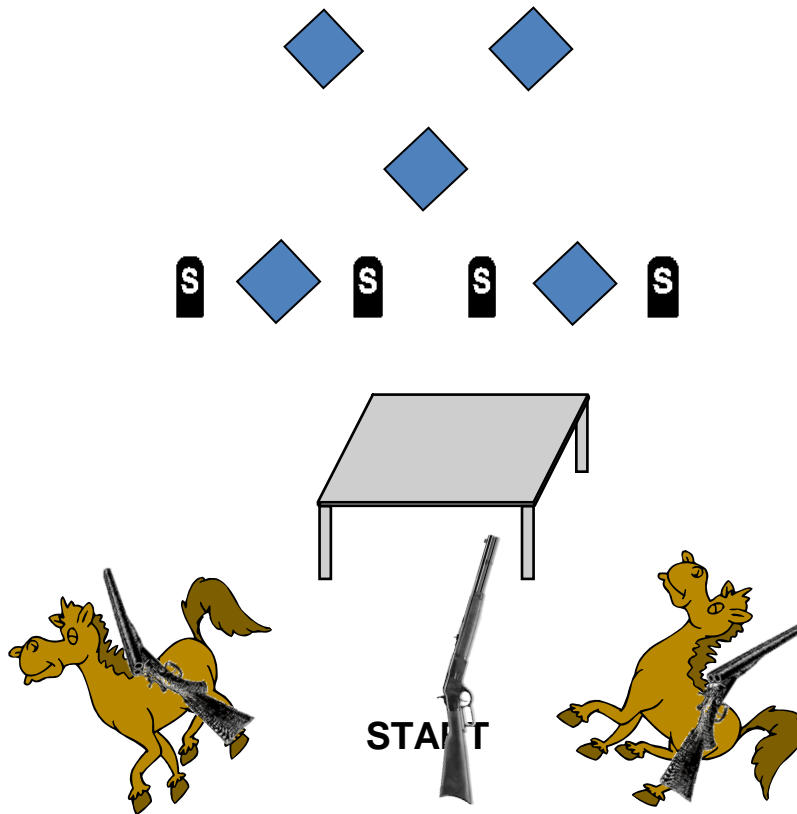
Order: Rifle first

Procedure: Say "... you're a low-down Yankee liar" and wait for the beep.

ATB, with rifle, engage R1 with one (1) then R2 with two (2) then R3 with four (4) then R2 with two (2) then R1 with one (1). With shotgun, engage shotgun targets in any order. With pistols as needed from behind left table, engage P1 - P3 same as rifle.

Note:

Stage 4, Bay 5



Ammo: Pistols 10, Rifle 10, Shotgun ?

Staging: Rifle held in both hands
Pistols holstered
Shotgun staged on either horse

Start: Standing between horses, holding rifle in both hands

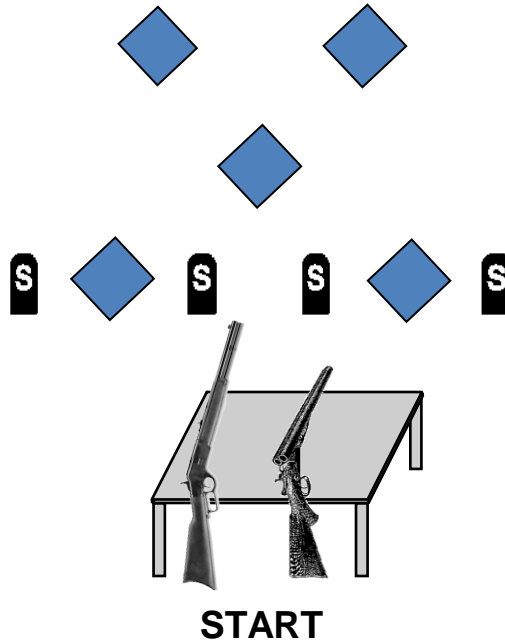
Order: Rifle/(Shotgun)/Pistols

Procedure: Say "Your kind of days are over" and wait for the beep.

ATB, with rifle, engage Diamonds in an "X" pattern then each knockdown. With shotgun if needed, engage any remaining knockdowns. With pistols as needed from behind table, engage two Diamonds with five (5) on each.

Note: Rifle misses on knockdowns will not be misses unless left up. SG may be engaged anywhere between horse and table.

Stage 5, Bay 6



Ammo: Pistols 10, Rifle 10, Shotgun 4+

Staging: Rifle staged on the table
Pistols holstered
Shotgun staged on the table

Start: Standing behind table, hands on corners of the table.

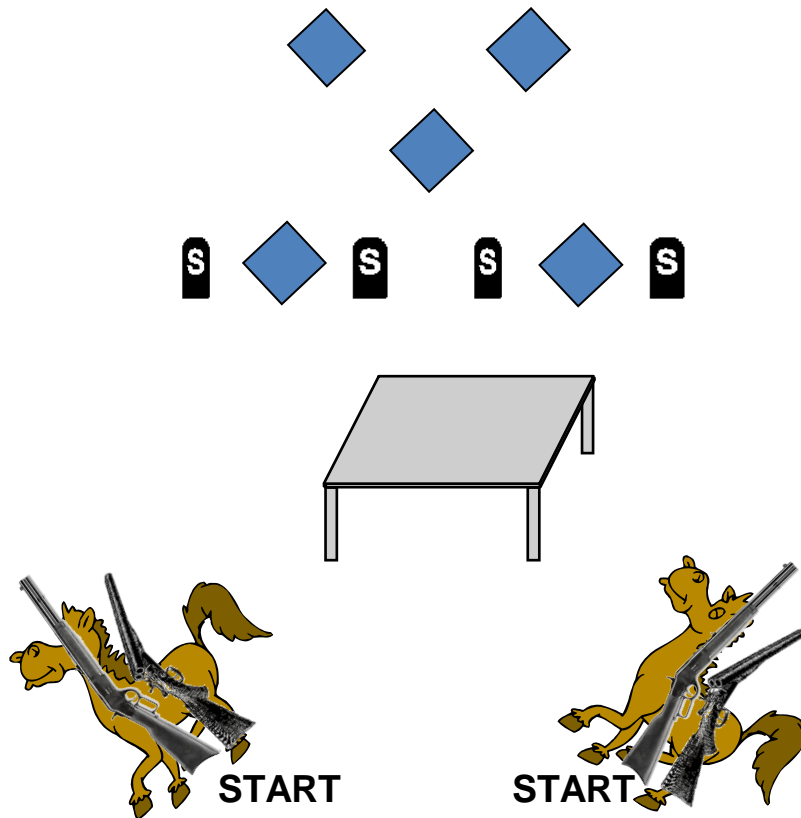
Order: Rifle not last

Procedure: Say “**Why, you dirty...**” and wait for the beep.

ATB, with pistols as needed, engage the two near Diamonds and the center Diamond with two Nevada Sweeps, from opposite directions. With rifle, engage the far two Diamonds and the center Diamond same as pistols. Engage shotgun targets in any order.

Note:

Stage 6, Bay 6



Ammo: Pistols 10, Rifle 10 Shotgun 4+

Staging: Rifle staged on either horse
Pistols holstered
Shotgun staged on the other horse

Start: Standing behind either horse with rifle, hands on rifle butt.

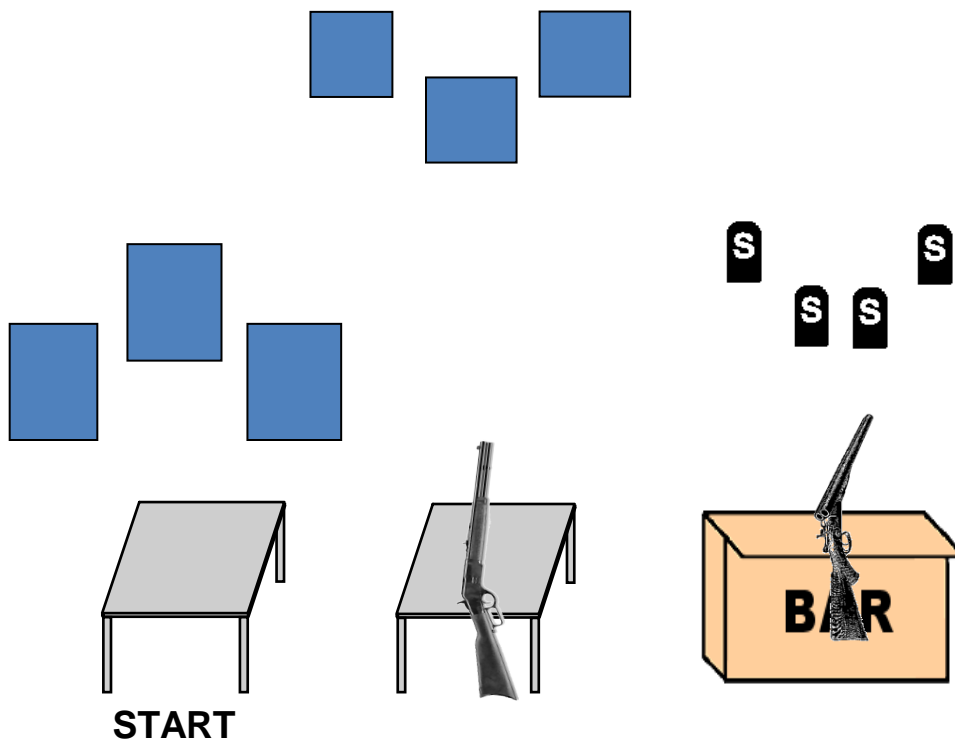
Order: Rifle/Shotgun/Pistols

Procedure: Say "Never's a long time" and wait for the beep.

ATB, with rifle engage the Diamonds with two (2) on each. With shotgun anywhere between horse and table, engage shotgun targets in any order. From behind table, with pistols as needed, engage the Diamonds with two (2) on each.

Note: Ensure rifle is restaged facing side berm.

Warm-Up Stage



Ammo: Pistols 10, Rifle 10, Shotgun 4+

Staging: Rifle staged on table at center stage

Pistols holstered

Shotgun staged on the bar

Start: Standing behind left table, hands flat on table.

Order: Pistols/Rifle/Shotgun

Procedure: Say "Call me Shane" and wait for the beep.

ATB, with pistols as needed, engage the Rectangles with a Double-Tap Nevada Sweep, from either direction. With rifle engage the Squares same as pistols. Engage shotgun targets in any order.