

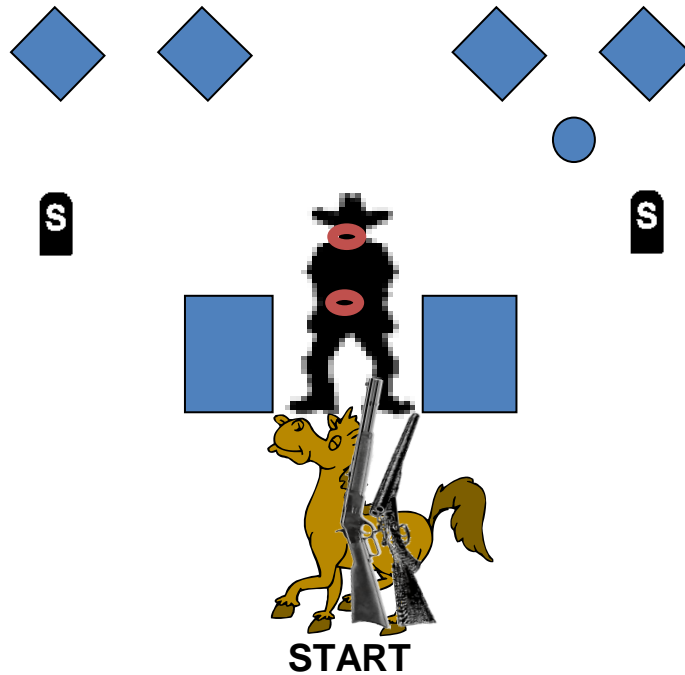


## *October 2020 Stages*

FEATURING  
JUST HAVIN' FUN

*Compliments of The Rainmaker*

## Stage 1, Bay 3



**Ammo:** Pistols 10, Rifle 10, Shotgun 2+

**Staging:** Rifle staged on the horse

Pistols holstered

Shotgun staged on the horse

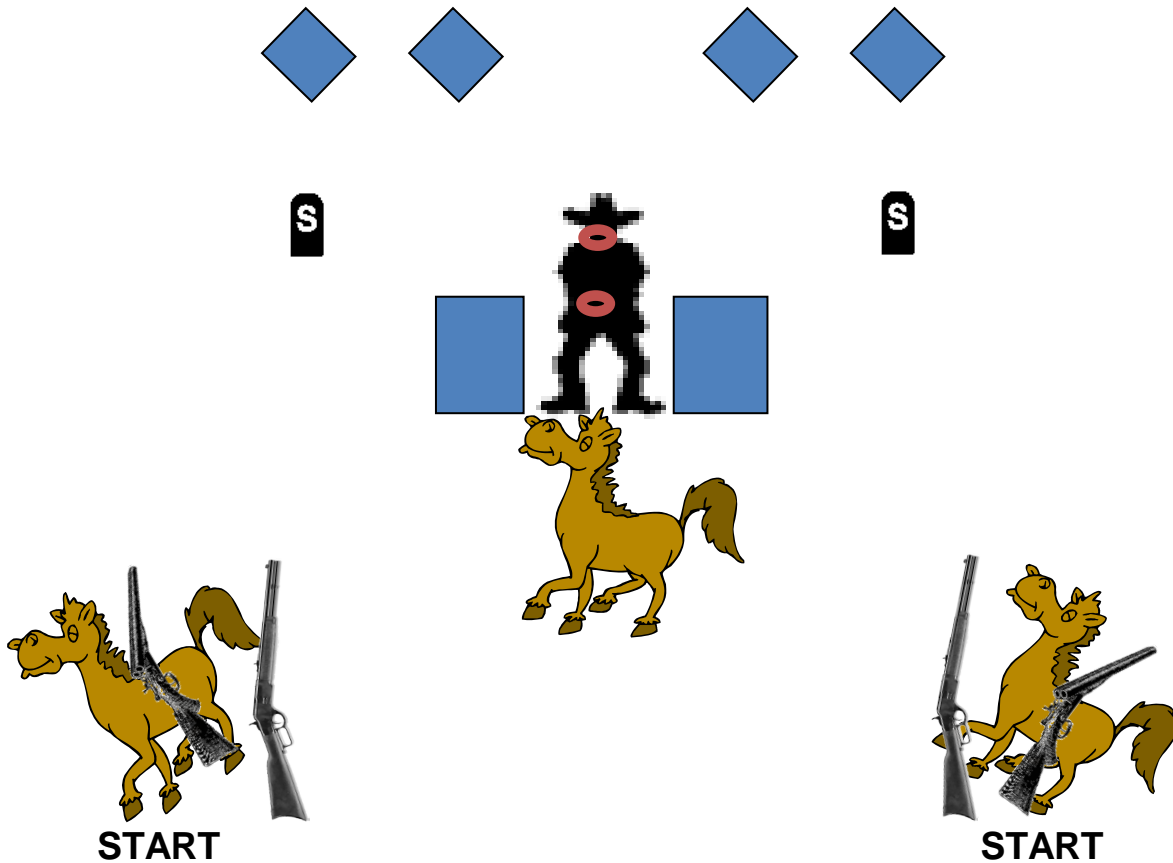
**Start:** Standing behind horse, hands at low surrender.

**Procedure:** Say “Are we cross?” and wait for the beep.

ATB, shooter's choice on order, rifle can't be last. With pistols as needed, engage the Iron Cowboy once then either of the Rectangles four times then the Iron Cowboy then the other Rectangle four times. With rifle, engage one Inside Diamond then an Outside Diamond four times then the other Inside Diamond then the other Outside Diamond four times. Engage shotgun targets in any order.

**Note:** Misses on the Iron Cowboy clays will be made up on the make-up Circle. (don't have to hit it)

## Stage 2, Bay 3



**Ammo:** Pistols 10, Rifle 10, Shotgun 4+

**Staging:** Rifle held in both hands

Pistols holstered

Shotgun staged on either outside horse


**Start:** Standing behind either outside horse, holding rifle in both hands.

**Procedure:** Say "What now?" and wait for the beep.

ATB, with rifle engage two Diamonds with five (5) on each. With shotgun anywhere between horses, engage shotgun targets and Iron Cowboy clays in any order. From behind center horse, with pistols as needed, engage Rectangles with five (5) on each.

**Note:** Ensure long guns restaged on outside horses are facing side berm. Clays must be broken.

## Stage 3, Bay 4



**Ammo:** Pistols 10, Rifle 10, Shotgun 4+

**Staging:** Rifle staged on table at center stage  
Pistols holstered

Shotgun staged on the bar (at least 4 shells in Cigar box, may have more)

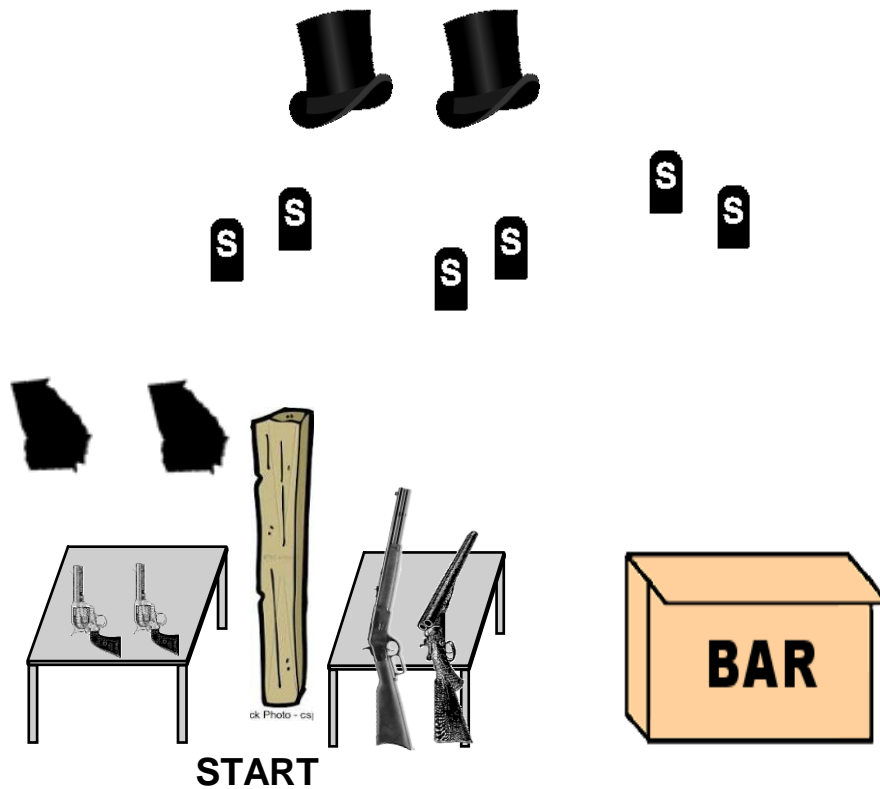
**Start:** Standing behind bar or left table, hands on hat.

**Procedure:** Say “**In the box?**” and wait for the beep.

ATB, Shooter's choice to start at left table with pistols or at bar with shotgun. From left table with pistols as needed, engage Georgia targets with alternating Double-Taps, starting on either. With rifle, engage Top hats same as pistols. With shotgun, engage shotgun targets in any order. First four shells must come from cigar box.

**Note:** If starting at bar, order is shotgun/rifle/pistols.

## Stage 4, Bay 4



**Ammo:** Pistols 10, Rifle 10, Shotgun 6+

**Staging:** Rifle staged on table at center stage  
Pistols staged on the left table  
Shotgun staged on table at center stage


**Start:** Standing between left table and table at center stage, both hands on post.

**Procedure:** Say “**Hey, what is this?**” and wait for the beep.

ATB, shooter's choice on order, rifle can't be last. With rifle engage Top hats with a Lawrence Welk Sweep, starting on either. With shotgun, engage shotgun targets in any order. From left of post, with pistols as needed engage Georgia targets with a continuous Lawrence Welk Sweep, starting on either.

**Note:** Pistols may be restaged on table or holstered.

## Stage 5, Bay 5



**Ammo:** Pistols 10, Rifle 10, Shotgun 4+

**Staging:** Rifle staged in the wagon  
Pistols holstered  
Shotgun staged in the wagon


**Start:** Standing behind wagon, holding plate in one hand and spoon in other.

**Procedure:** Say “Gimme some more a that... whatever it is” and wait for the beep.

ATB, with rifle engage Buffalos with two (2) on the center then three (3) on an outside target then two (2) on the center then three (3) on the other outside target. With shotgun, engage shotgun targets in any order anywhere between the wagon and the table. With pistols as needed, engage Cowboys same as the rifle.

**Note:**

## Stage 6, Bay 5



**Ammo:** Pistols 10, Rifle 10, Shotgun 4+

**Staging:** Rifle staged in the wagon  
Pistols holstered  
Shotgun staged in the wagon

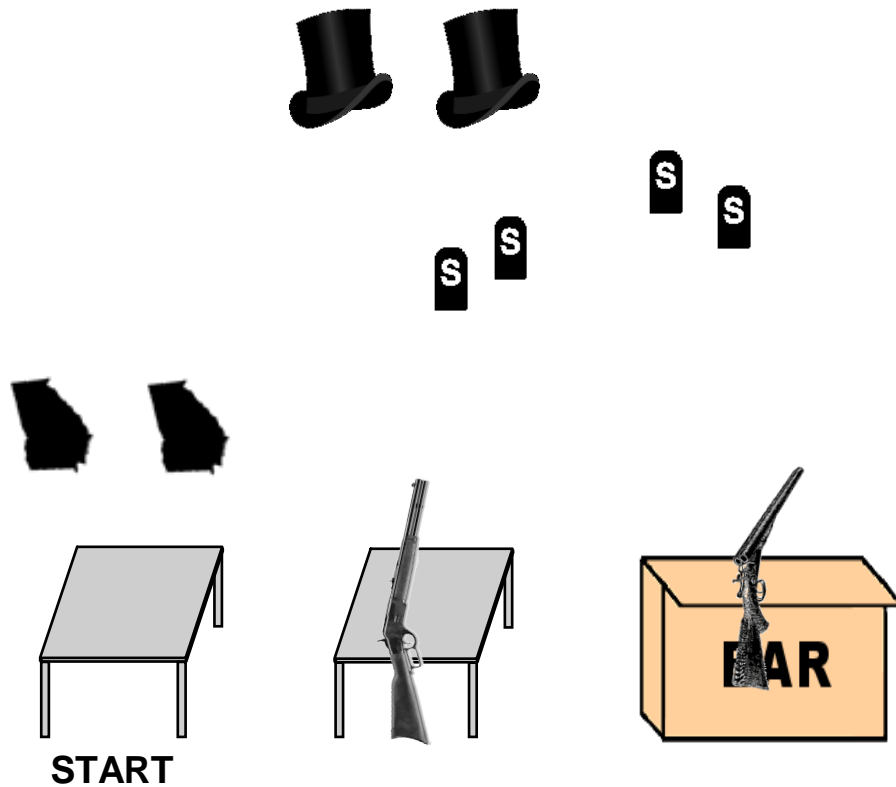
**Start:** Standing behind table, hand(s) on pistol(s).

**Procedure:** Say “Oh, I ate too much!” and wait for the beep.

ATB, with pistols as needed, engage the Cowboys with two 1-3-1 Sweeps, from either direction each time. With rifle engage Buffalos same as pistols. Engage shotgun targets in any order.

**Note:**

## Warm-Up Stage



**Ammo:** Pistols 10, Rifle 10, Shotgun 4+

**Staging:** Rifle staged on table at center stage

Pistols holstered

Shotgun staged on the bar

**Start:** Standing behind left table, hands at sides.

**Procedure:** Say "No whinin'!" and wait for the beep.

ATB, With pistols as needed, engage the Georgia targets with two 3-2 Sweeps, both from the same direction. With rifle engage the Top Hats same as pistols. Engage shotgun targets in any order.

**Note:**