

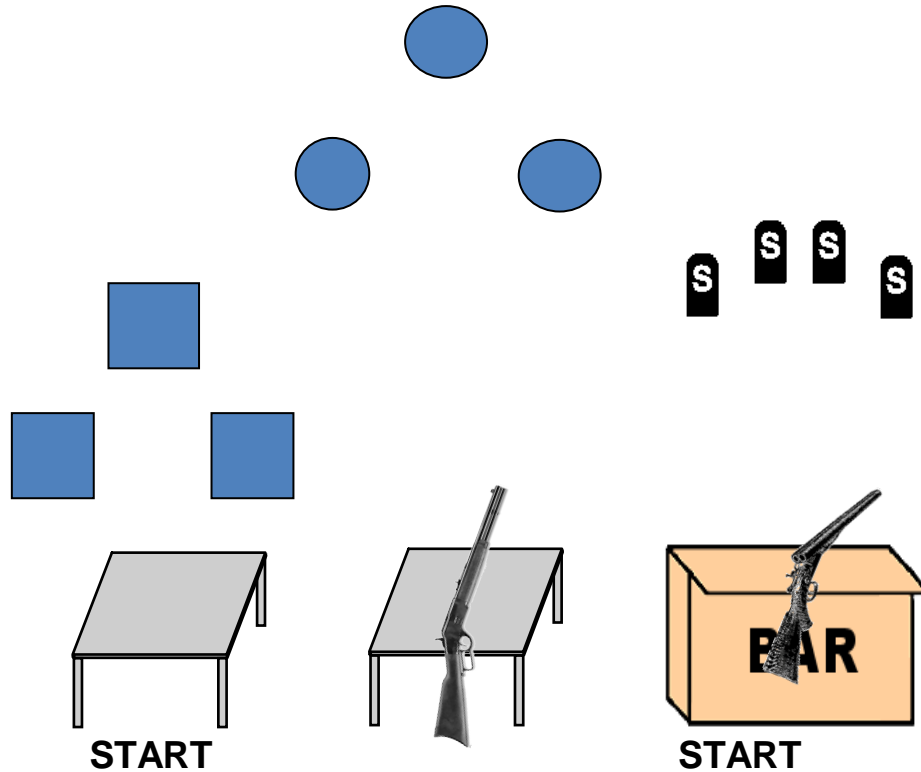


October 2021 Stages

FEATURING
THIS AIN'T TENNESSEE!

Compliments of The Rainmaker

Stage 1, Bay 4



Ammo: Pistols 10, Rifle 10, Shotgun 4+

Staging: Rifle staged on the table at center stage
Pistols holstered
Shotgun staged on the bar

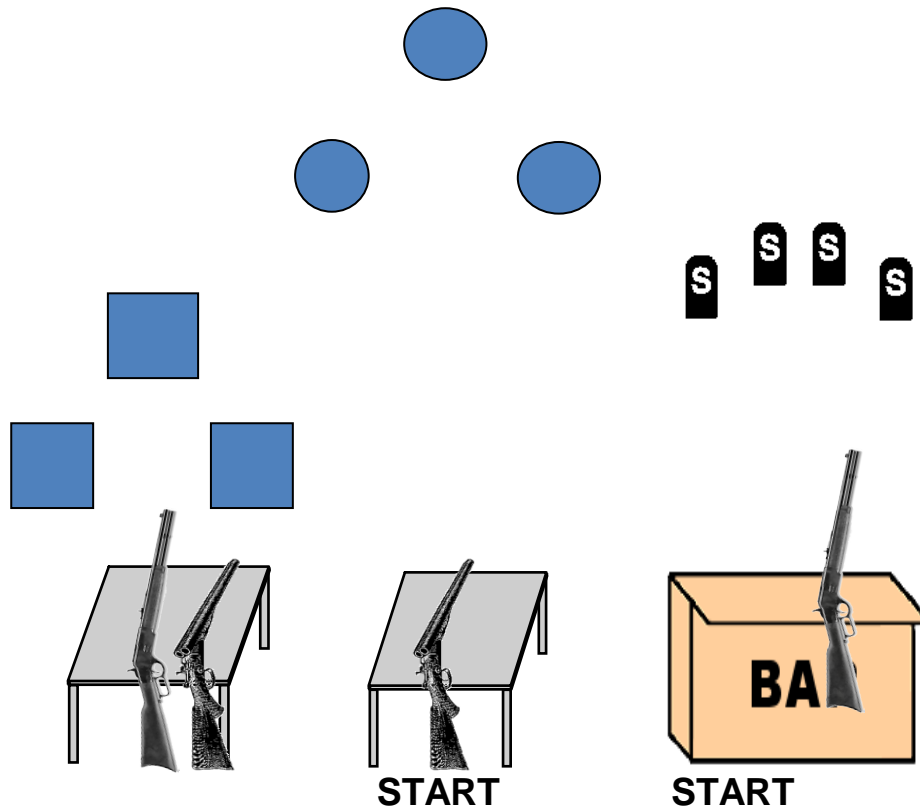
Start: Standing behind bar or left table, hands flat on table or bar.

Procedure: Say “Set em up, barkeep!” and wait for the beep.

ATB, shooter's choice to start on left or right. If starting on left, with pistols as needed, engage P1 - P3 with two 2-1-2 Sweeps, from either direction each time. With rifle, engage R1 - R3 same as pistols. With shotgun, engage shotgun targets in any order.

Note: If starting on right, order is shotgun/rifle/pistols.

Stage 2, Bay 4



Ammo: Pistols 10, Rifle 10, Shotgun 4+

Staging: Rifle staged on left table or bar
Pistols holstered
Shotgun staged on left or right table

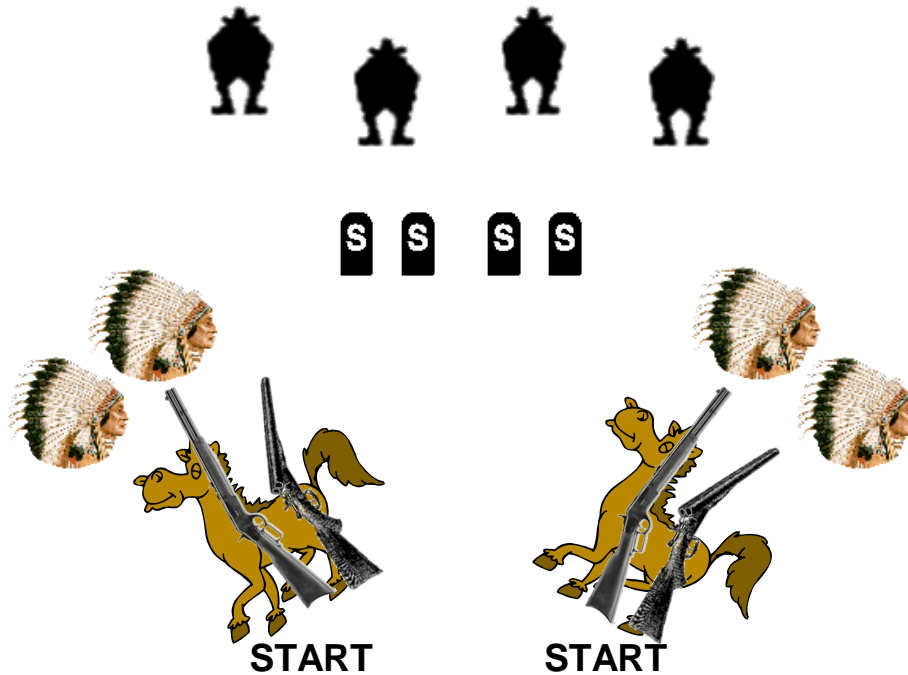
Start: Standing behind table at center stage or bar, hand(s) on gun(s) of choice.

Procedure: Say "I'll have a sasparilla!" and wait for the beep.

ATB, shooter's choice on order, rifle can't be last. With rifle from behind table at center stage, engage R1 - R3 with a Double-Tap Nevada Sweep, from either direction. With pistols as needed from behind left table, engage one P1 - P3 with a continuous Double-Tap Nevada Sweep, from either direction. With shotgun from behind bar, engage shotgun targets in any order.

Note:

Stage 3, Bay 5



Ammo: Pistols 10, Rifle 10, Shotgun 4+

Staging: Rifle staged on either horse
Pistols holstered
Shotgun staged on the **other** horse


Start: Standing behind either horse, hand(s) on gun(s) of choice.

Procedure: Say “Whoa, horse!” and wait for the beep.

ATB, shooter's choice on order, rifle can't be last. With rifle engage R1 - R4 with a 3-2-3-2 Sweep, from either direction. With first pistol, engage P1 and P2 with a 3-2 Sweep, starting on either. From behind other horse, repeat pistol instructions for other pistol targets. With shotgun, engage shotgun targets in any order.

Note:

Stage 4, Bay 5



Ammo: Pistols 10, Rifle 10, Shotgun 4+

Staging: Rifle held in both hands
Pistols holstered
Shotgun staged on either horse

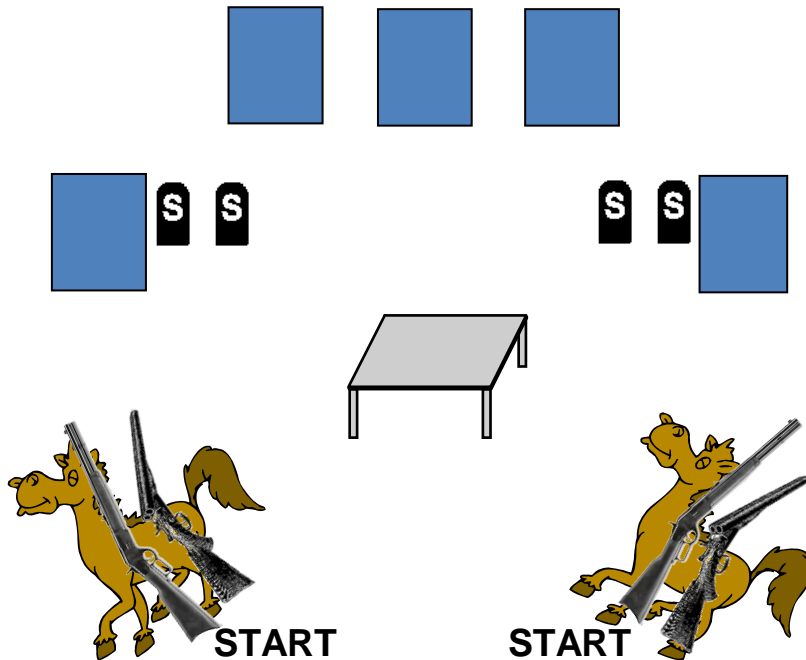
Start: Standing behind either horse, holding rifle in both hands.

Procedure: Say "Who's Lawrence?" and wait for the beep.

ATB, with rifle engage R1 - R4 with a Lawrence Welk Sweep, from either direction. With pistols as needed, repeat rifle instructions for P1 and P2 with a continuous sweep. With shotgun, engage shotgun targets in any order.

Note: You will only engage one set of pistol targets.

Stage 5, Bay 6



Ammo: Pistols 10, Rifle 10, Shotgun 4+

Staging: Rifle staged on either horse
Pistols holstered
Shotgun staged on either horse

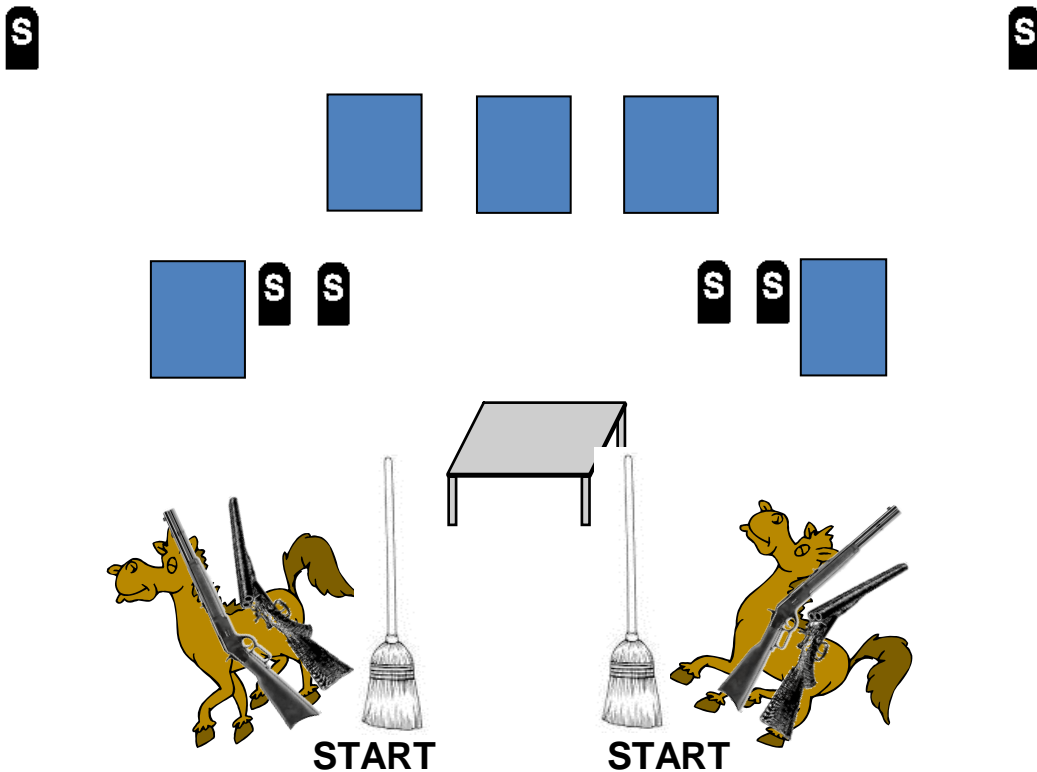
Start: Standing behind either horse, hands at low surrender.

Procedure: Say “Up the ladder, then back down!” and wait for the beep.

ATB, shooter's choice to start with rifle or shotgun. With rifle, engage RP1 - RP5 with a 1-2-4-2-1 Sweep, from either direction. Engage shotgun targets in any order. Move behind table and with pistols as needed, repeat rifle sequence.

Note: Sweep is 1-2-2-3-3-3-3-4-4-5. Ensure long guns are restaged facing side berm.

Stage 6, Bay 6



Ammo: Pistols 10, Rifle 10, Shotgun 1+

Staging: Rifle staged on either horse
Pistols holstered
Shotgun staged on either horse

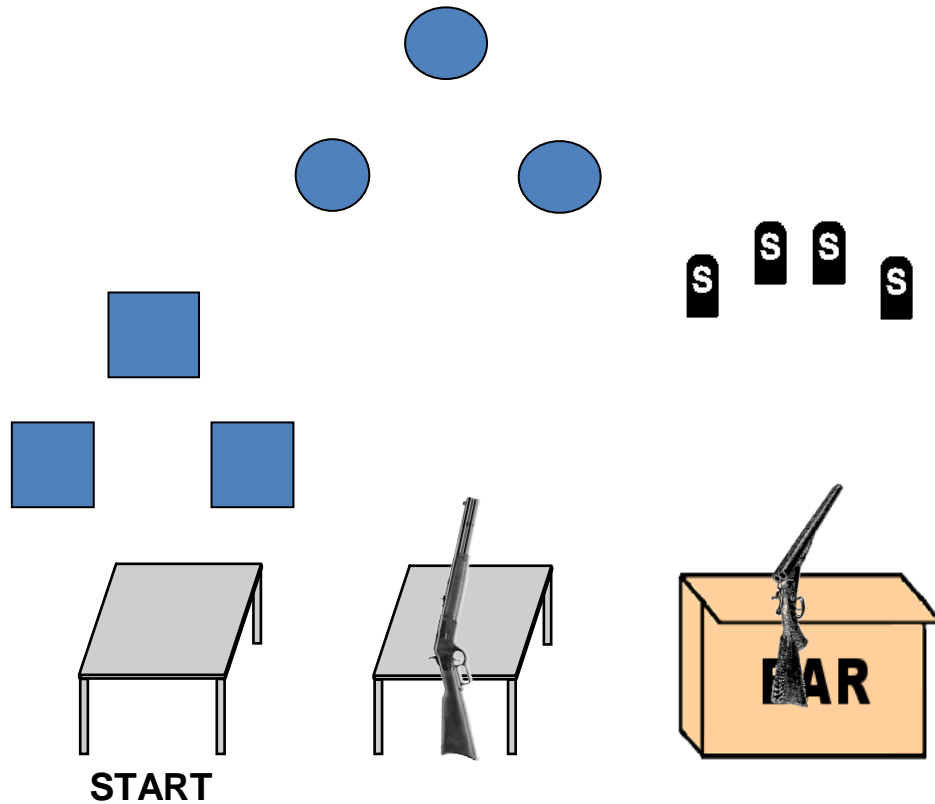
Start: Standing behind either horse, holding broom with both hands.

Procedure: Say "I'm here to clean up this town!" and wait for the beep.

ATB, with rifle Sweep all of the near targets then one of the far the knockdowns. Move behind table (take shotgun) and with pistols as needed, engage Rectangles with two Sweeps. With shotgun, engage any remaining knockdowns.

Note: Rifle misses on knockdowns will not be misses unless left up. Ensure long guns are restaged facing side berm.

Warm-Up Stage Bay 4



Ammo: Pistols 10, Rifle 10, Shotgun 4+

Staging: Rifle staged on table at center stage

Pistols holstered

Shotgun staged on the bar

Start: Standing behind left table, hands flat on table.

Procedure: Say "**Ready!**" and wait for the beep.

ATB, with pistols as needed, engage P1 - P3 with a continuous 4-2-4 Sweep, from either direction. With rifle, engage R1 - R3 same as pistols. Engage shotgun targets in any order.

Note: