

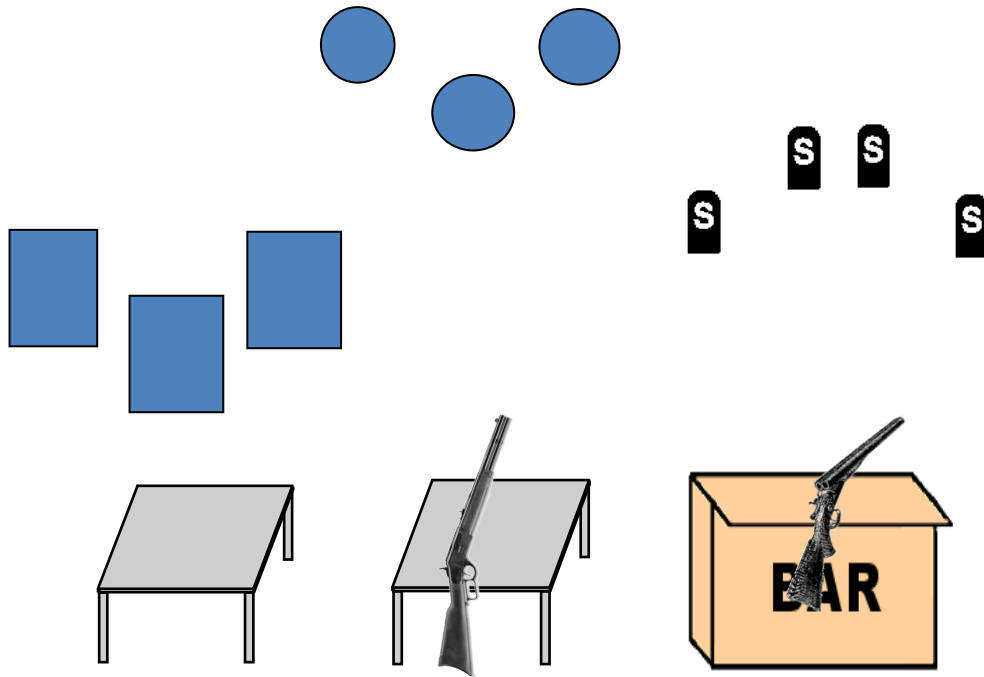


October 2023 Stages

FEATURING
VIRGIL EARP FROM
TOMBSTONE

Compliments of The Rainmaker

Stage 1, Bay 4



START

Ammo: Pistols 10, Rifle 10, Shotgun 4+

Staging: Rifle staged on table at center stage
Pistols holstered
Shotgun staged on the bar

Start: Standing in center doorway, hands on saloon doors.

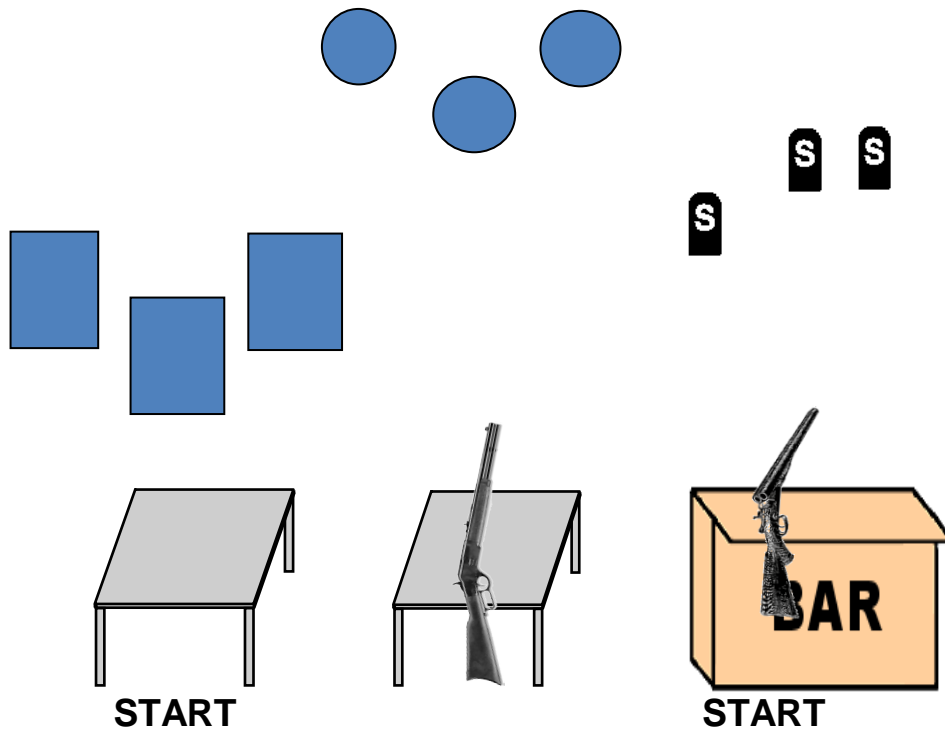
Order: Shooter's Choice

Procedure: Say “I had a run in with a couple of them up in Prescott” and wait for the beep.

ATB, with pistols as needed from left table, engage P1 - P3 with a Progressive/Regressive Nevada Sweep, from either direction then one (1) on P3. With rifle, engage R1 - R3 same as pistols. With shotgun, engage SG targets in any order.

Note: A Progressive/Regressive Sweep is one on P1, two on P2, three on P3, two on P2 and one on P1. Rifle may be engaged from any of the three firing positions.

Stage 2, Bay 4



Ammo: Pistols 10, Rifle 10, Shotgun 4+

Staging: Rifle staged on table at center stage

Pistols holstered

Shotgun staged on the bar

Start: Standing behind left table or bar, hands at low surrender.

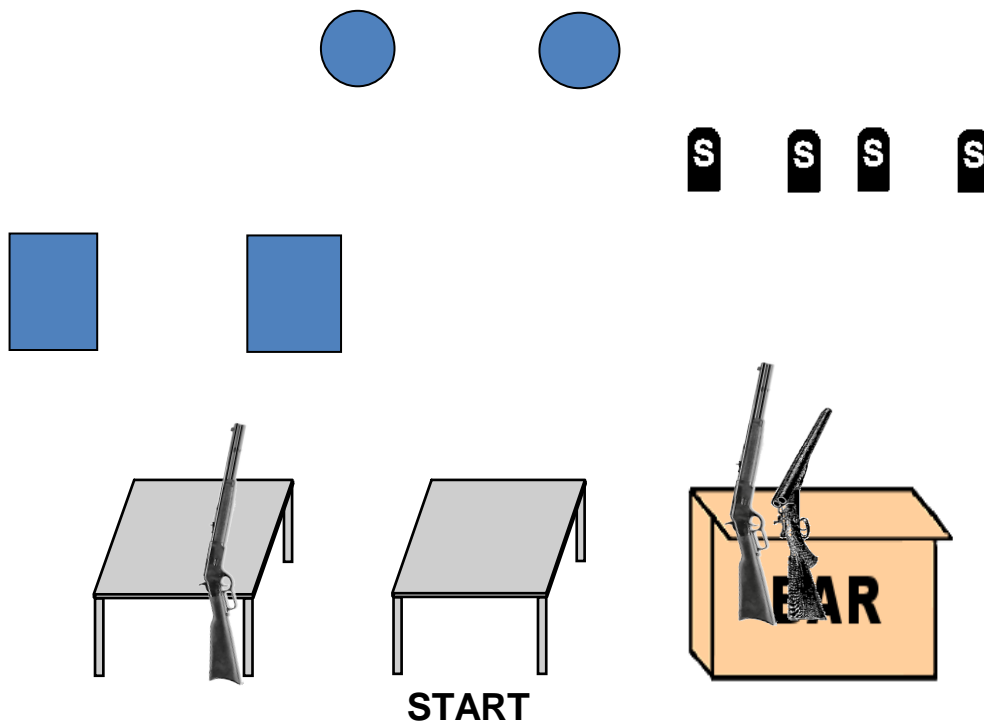
Order: Pistols/Rifle/SG or SG/Rifle/Pistols

Procedure: Say “**There he goes...**” and wait for the beep.

ATB, with pistols as needed, engage P2 three times then P1 and P3 once each, repeat. With rifle, engage R1 - R3 same as pistols. With shotgun, engage shotgun targets in any order.

Note: If starting on right, order is SG/Rifle/Pistols

Stage 3, Bay 4



Ammo: Pistols 10, Rifle 10, Shotgun 4+

Staging: Rifle staged on left table or bar
Pistols holstered
Shotgun staged on the bar

Start: Standing behind table at center stage, hands flat on table.


Order: Rifle not last

Procedure: Say “**What kinda town is this?**” and wait for the beep.

ATB, with rifle from staged location, engage R1 and R2 with three (3) on one and two (2) on the other, repeat. With pistols as needed from behind left table, engage one P1 and P2 same as rifle. With shotgun from behind bar, engage shotgun targets in any order.

Note:

Stage 4, Bay 4



Ammo: Pistols 10, Rifle 10, Shotgun 4+

Staging: Rifle staged on the right horse
Pistols holstered
Shotgun staged on the left horse

Start: Standing behind left or right horse, hand(s) on gun(s) of choice.


Order: Rifle/SG/Pistols or SG/Rifle/Pistols

Procedure: Say "... they're breakin' the law!" and wait for the beep.

ATB, if starting on left, with shotgun, engage shotgun targets in any order. With rifle from behind right horse, engage R1 - R3 with a 3-4-3 Sweep, from either direction. With pistols as needed from behind center table, engage P1 - P3 with a continuous 3-4-3 Sweep. from either direction.

Note: If starting on right, order is Rifle/SG/Pistols. Restage long guns facing side berms.

Stage 5, Bay 4



Ammo: Pistols 10, Rifle 10, Shotgun 4+

Staging: Rifle staged on the horse
Pistols holstered
Shotgun staged on the horse

Start: Standing behind the horse, holding gun(s) of choice.

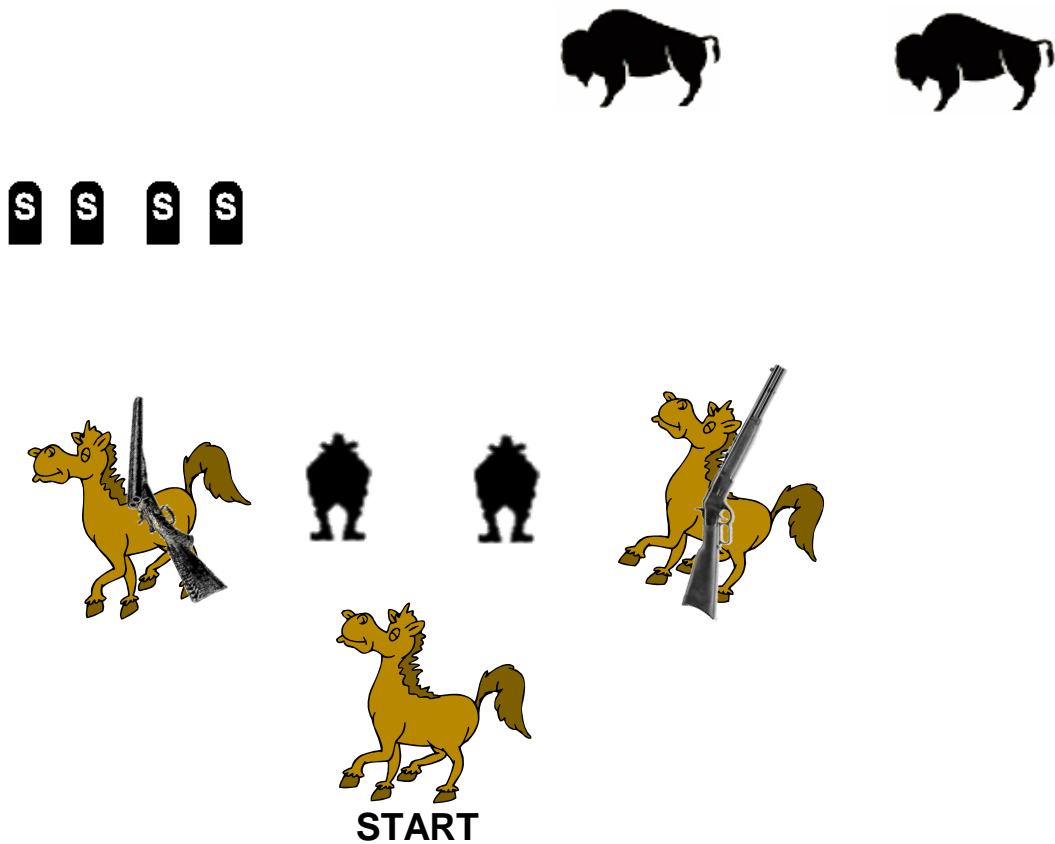
Order: Rifle not last

Procedure: Say “**It's just like someone's slappin' me in the face!**” and wait for the beep.

ATB, with pistols as needed, engage P1 - P3 with a Nevada Sweep, Double-Tapping P2. With rifle engage R1 - R3 same as pistols. With shotgun, engage shotgun targets in any order.

Note: If starting with pistol(s), they must be grounded on horse and wait for RO signal to draw.

Stage 6, Bay 4



Ammo: Pistols 10, Rifle 10, Shotgun 4+

Staging: Rifle staged on the right horse
Pistols holstered
Shotgun staged on the left horse

Start: Standing behind center horse, hand(s) on Pistol(s).

Order: Pistols/Rifle SG

Procedure: Say "I still got one good arm..." and wait for the beep.

ATB, with pistols as needed from behind center table, engage P1 and P2 with five (5) on each. With rifle, engage R1 and R2 same as pistols. With shotgun, engage shotgun targets in any order.

Note:

Warm-Up Stage Bay 4



Ammo: Pistols 10, Rifle 10, Shotgun 4+

Staging: Rifle staged on table at center stage

Pistols holstered

Shotgun staged on the bar

Start: Standing behind left table, hands on table.

Order: Pistols/Rifle/SG

Procedure: Say "Let's Shoot!" and wait for the beep.

ATB, with pistols as needed, engage P1 ... With shotgun, engage SG targets in any order

Note: