

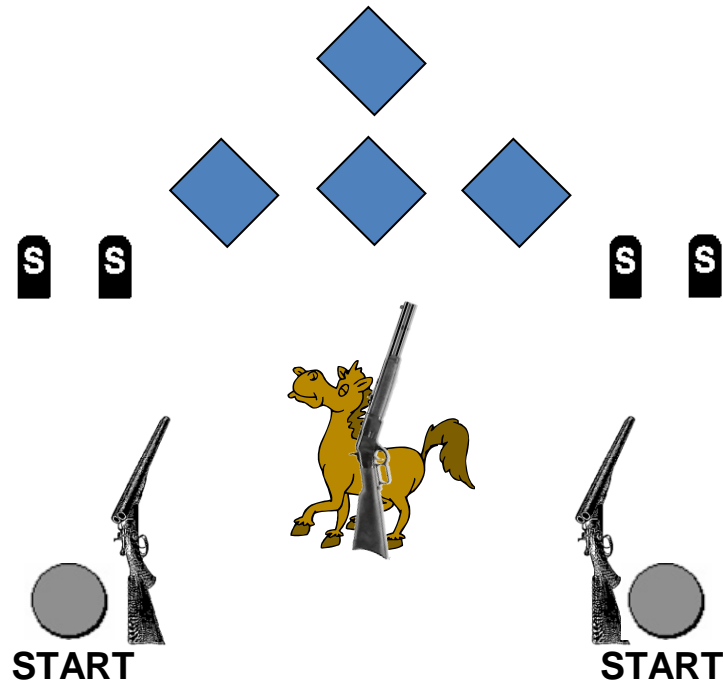


September 2020 Stages

FEATURING
COVID SCHMOVID

Compliments of The Rainmaker

Stage 1, Bay 3



Ammo: Pistols 10, Rifle 10, Shotgun 4+

Staging: Rifle on the horse
Pistols holstered
Shotgun held in both hands

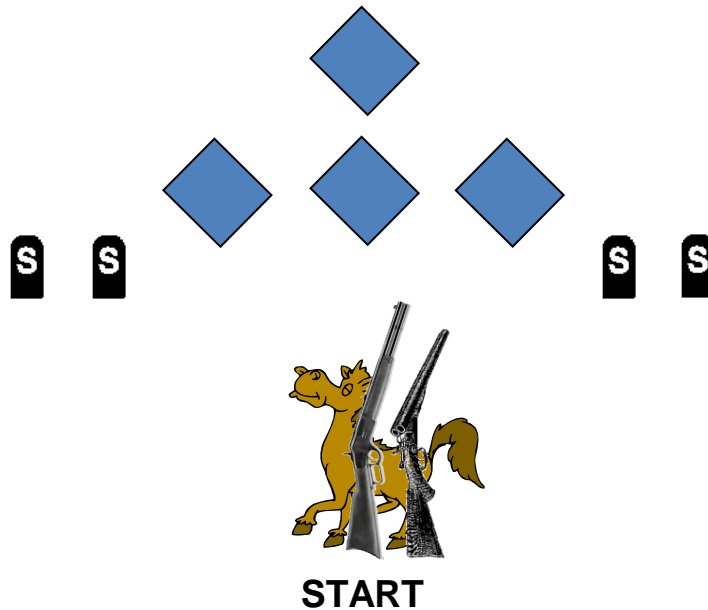
Start: Standing with one foot touching a Start stone, shotgun held in both hands.

Procedure: Say “**What's a COVID?**” and wait for the beep.

ATB, engage two shotgun targets then move to horse and engage remaining two shotgun targets. With rifle engage the Diamonds with a Nevada Sweep, starting on either end and alternating between a bottom Diamond and the Top Diamond. With pistols as needed, engage targets same as rifle.

Note: Shotgun makeups must be made from where first engaged.

Stage 2, Bay 3



Ammo: Pistols 10, Rifle 10, Shotgun 4+

Staging: Rifle on the horse

Pistols holstered

Shotgun on the horse

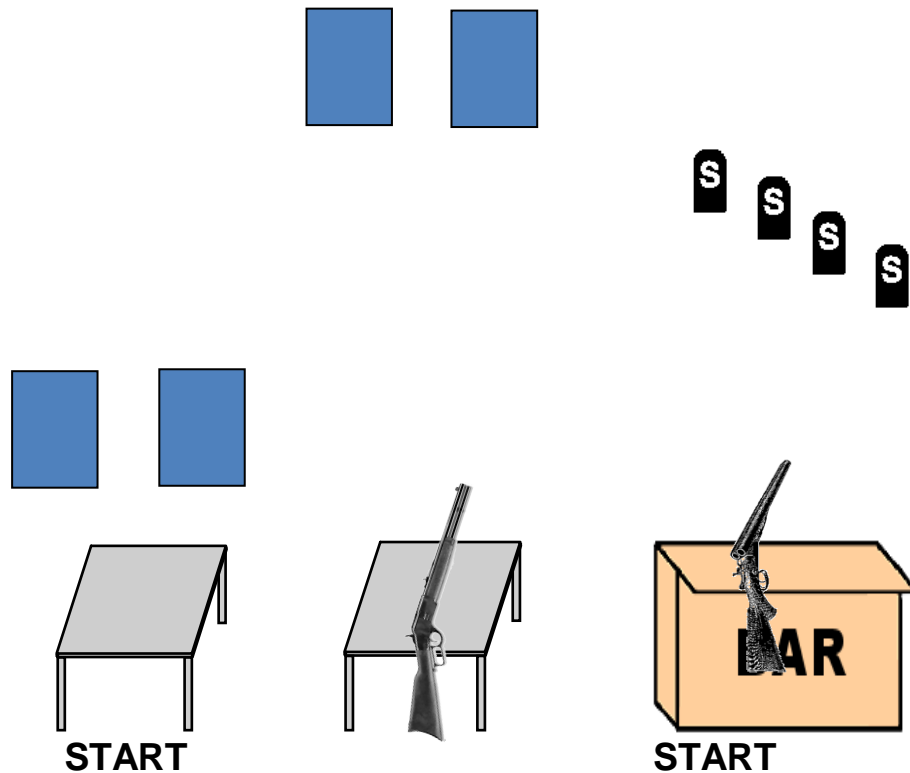
Start: Standing behind horse, hands touching hat.

Procedure: Say “Masks are for bank robbers!” and wait for the beep.

ATB, shooter's choice on order, rifle can't be last. With rifle, engage an OUTSIDE target with four (4), then each CENTER target with one (1) then the other OUTSIDE target with four (4). With shotgun, engage shotgun targets in any order. With pistols as needed, repeat rifle sequence.

Note:

Stage 3, Bay 4



Ammo: Pistols 10, Rifle 10, Shotgun 4+

Staging: Rifle on table at center stage
Pistols holstered
Shotgun on the bar

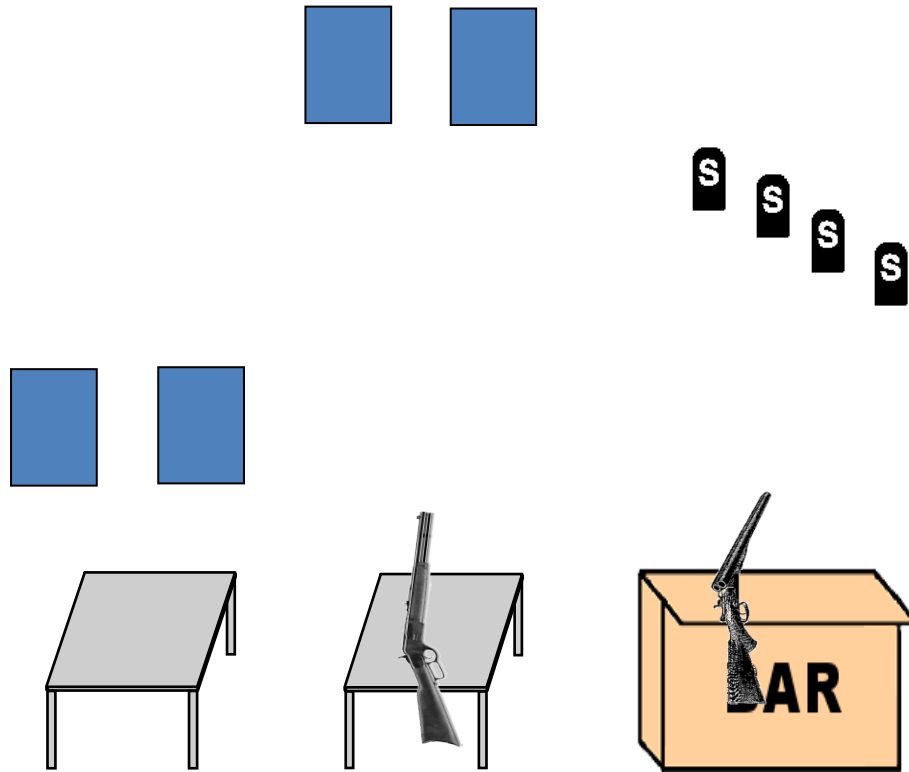
Start: Behind left table or bar, hands at sides.

Procedure: Say “**What about anti-social distancing?**” and wait for the beep.

ATB, shooter's choice to start on right or left. If starting on left, with pistols as needed, engage P1 and P2 with two (2) on each, then one (1) on each, then two (2) on each. With rifle, engage R1 and R2 with same sequence as pistols. With shotgun, engage shotgun targets in any order.

Note: If starting at bar, order is shotgun/rifle/pistols. You must alternate targets.

Stage 4, Bay 4



START

START

Ammo: Pistols 10, Rifle 10, Shotgun 4+

Staging: Rifle on table at center stage
Pistols holstered
Shotgun on the bar

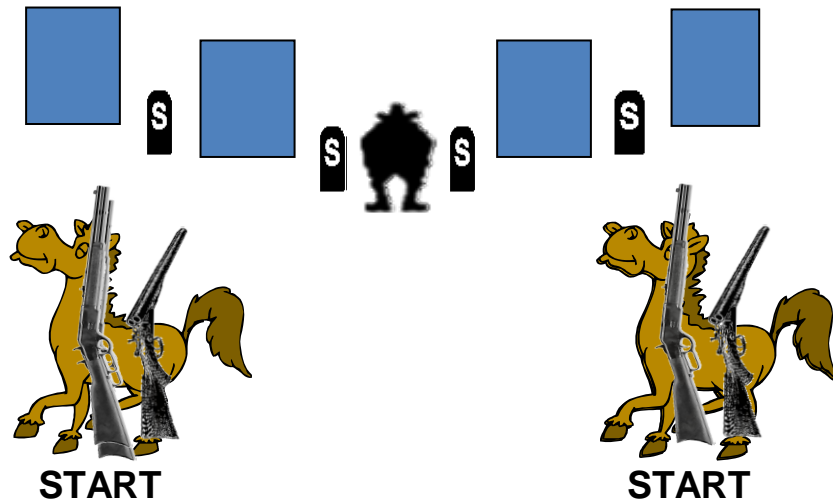
Start: Standing in right or left doorway, hands on doorframe.

Procedure: Say "I'm sick of this virus!" and wait for the beep.

ATB, with rifle, engage R1 and R2 with a Reverse Lawrence Welk Sweep, starting on either. Shooter's choice, pistols or shotgun next. With pistols as needed from left table, engage P1 and P2 with a continuous Reverse Lawrence Welk Sweep, starting on either. Engage shotgun targets in any order.

Note: Order will be either Rifle/Pistols/Shotgun or Rifle/Shotgun/Pistols.

Stage 5, Bay 5



Ammo: Pistols 10, Rifle 10, Shotgun ?

Staging: Rifle flat on either horse
Pistols holstered
Shotgun on **other** horse

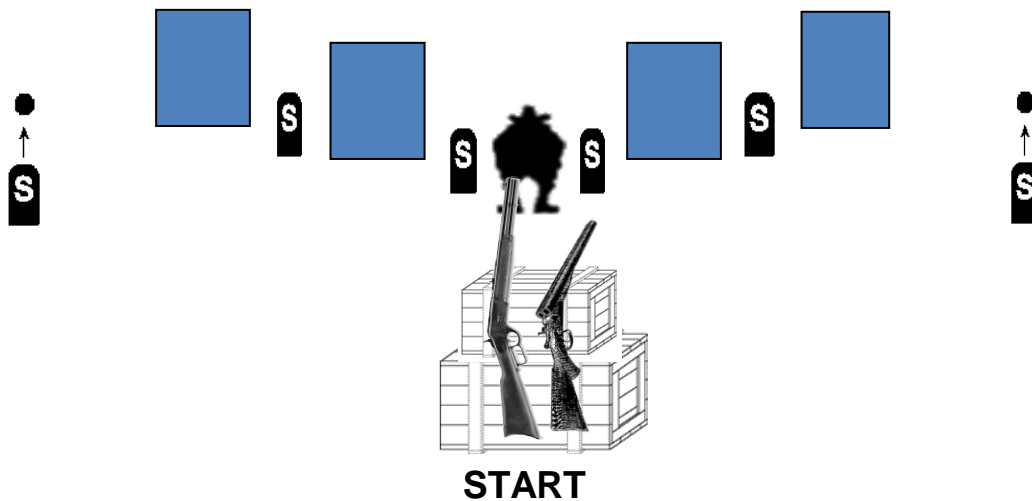
Start: Standing behind horse with rifle, hands on rifle.

Procedure: Say “**Enough is enough!**” and wait for the beep.

ATB, with rifle engage RP1 - RP3 once each, then each knockdown, then RP1 - RP3 again.
With pistols as needed, engage RP1 and RP2 , alternating for 10 rounds. If needed, with
shotgun, make up any knockdowns still standing.

Note: Rifle misses on knockdowns are not misses unless left up. RP1 - RP3 is any three targets
you choose (same RP1 - RP3 for rifle and pistol).

Stage 6, Bay 5



Ammo: Pistols 10, Rifle 9 Shotgun 2+

Staging: Rifle on crates
Pistols holstered
Shotgun on crates

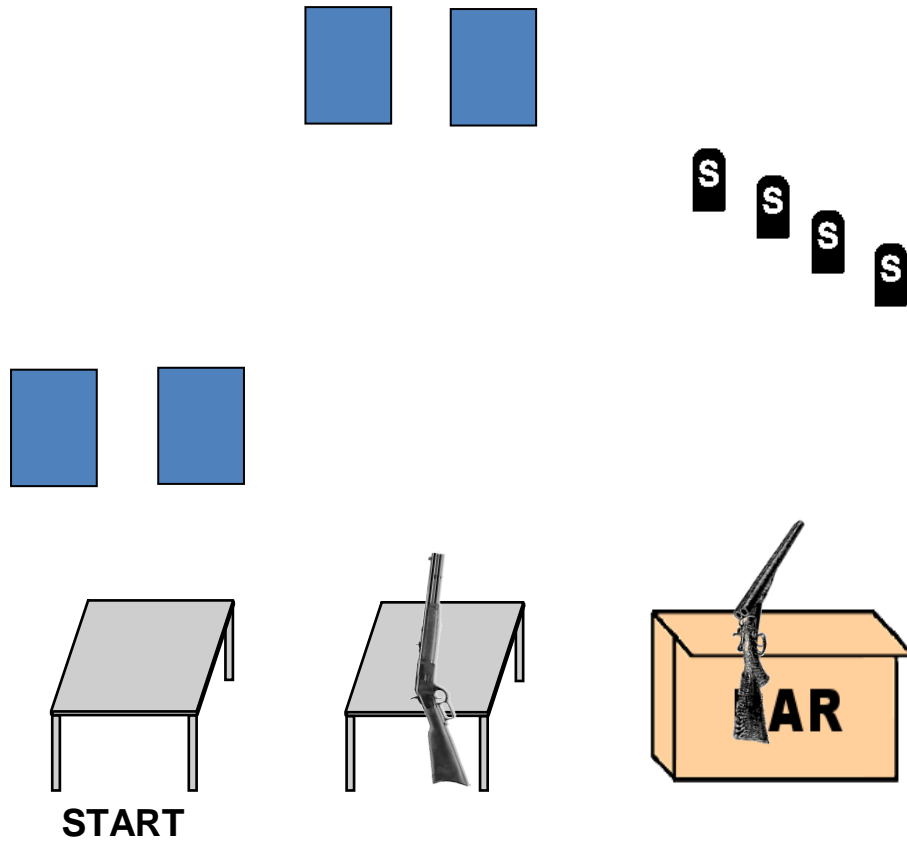
Start: Standing behind crates, hands at low surrender.

Procedure: When ready, say "At least we get to shoot!" and wait for the beep.

ATB, shooter's choice to start with rifle or pistols. With rifle, engage ALL targets (exc pop-ups) once each. With pistols as needed, engage Middle Rectangles and Cowboy with two separate Nevada sweeps, one in each direction. With shotgun engage any remaining rifle knockdowns then one knockdown and pop-up.

Note: Rifle misses on knockdowns will not be misses unless left up. Misses on the pop-up will not be misses, but if hit will be a 3 sec bonus.

Warm-Up Stage



Ammo: Pistols 10, Rifle 10, Shotgun 4+

Staging: Rifle on the table at center stage

Pistols holstered

Shotgun on the bar

Start: Standing behind left table, hand(s) on pistol(s).

Procedure: Say "**Let er rip!**" and wait for the beep.

ATB, with pistols as needed, engage P1 and P2 with a two 3-2 Sweeps, both from the same direction. With rifle, engage R1 and R2 with same directions as pistols. Engage shotgun targets in any order.

