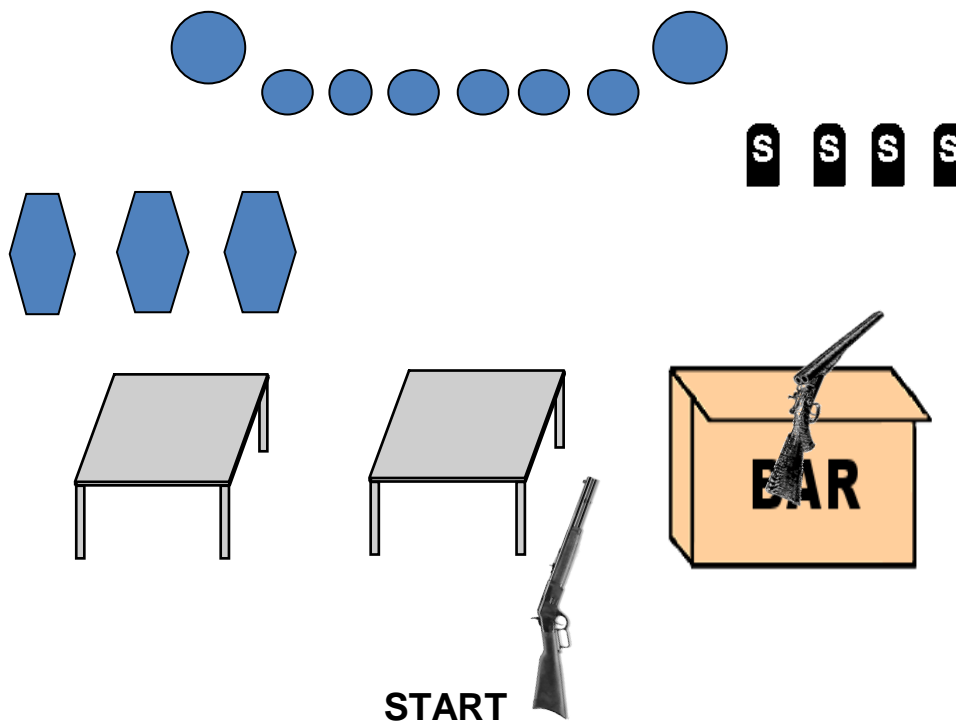


September 2021 Stages

FEATURING
BLAZING SADDLES

Compliments of The Rainmaker

Stage 1, Bay 4



Ammo: Pistols 10, Rifle 10, Shotgun 4+

Staging: Rifle held at Cowboy Port Arms
Pistols holstered
Shotgun staged on the bar

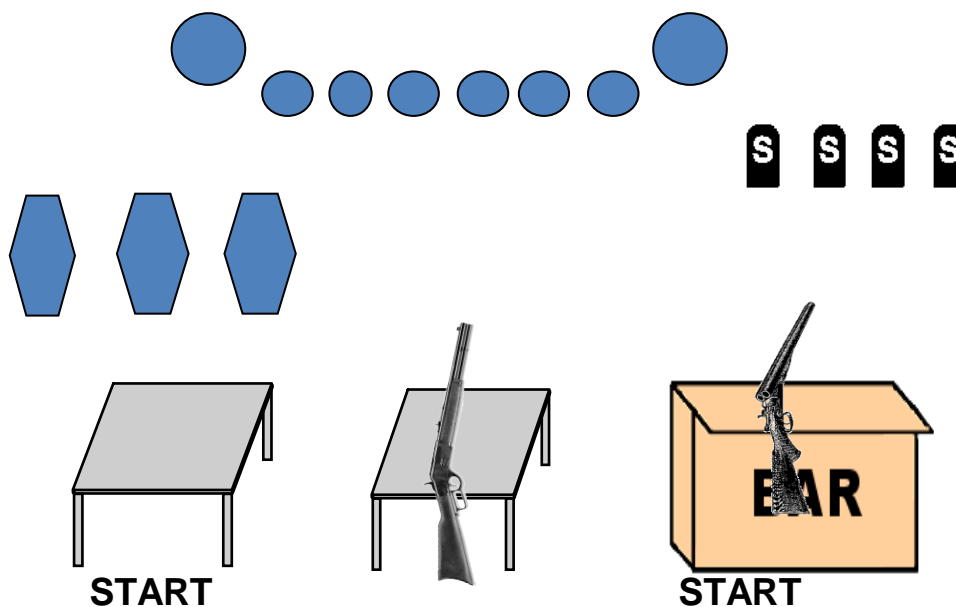
Start: Standing at Center doorway, rifle held at Cowboy Port Arms.

Procedure: Say “Candygram for Mongo” and wait for the beep.

ATB, with rifle, engage a Large Circle with two (2) then all six Small Circles the the other Large Circle with two (2). Shooter's choice, pistols or shotgun next. With pistols as needed from behind left table, engage Coffins with a continuous 2-6-2 Sweep, from either direction. With shotgun, engage shotgun targets in any order.

Note: Order is rifle/pistols/shotgun or rifle/shotgun/pistols.

Stage 2, Bay 4



Ammo: Pistols 10, Rifle 10, Shotgun 4+

Staging: Rifle staged on table at center stage

Pistols holstered

Shotgun staged on the bar

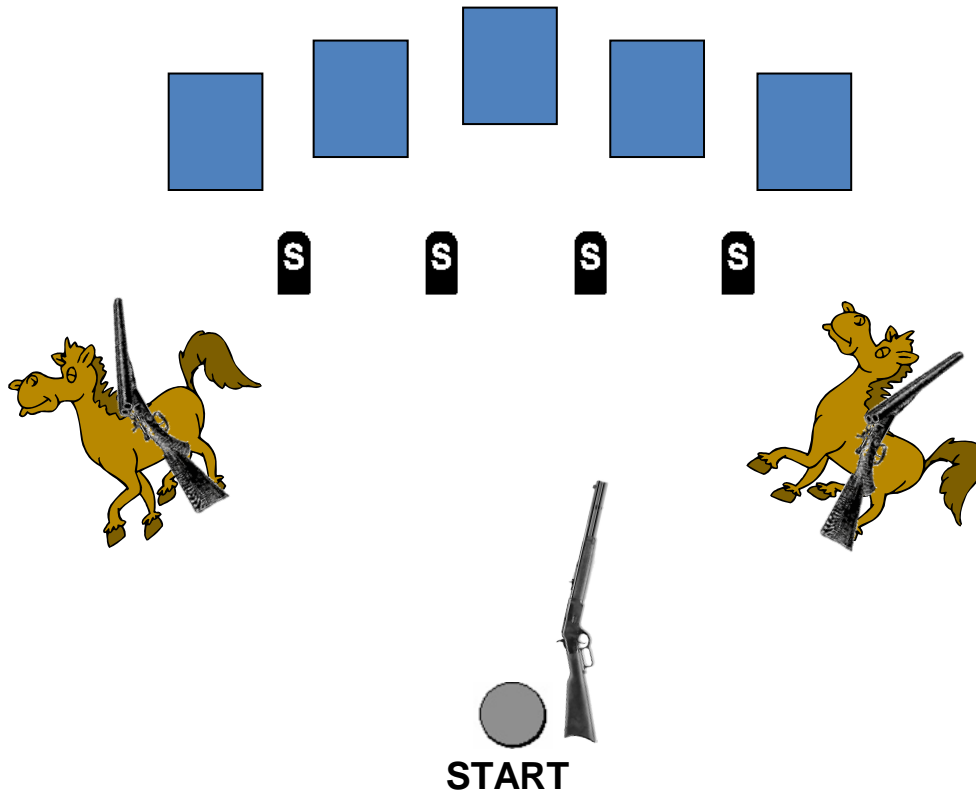
Start: Standing behind left table or bar, hands flat on table/bar.

Procedure: Say “**But, most people call me... Jim**” and wait for the beep.

ATB, if starting on left, with pistols as needed, engage Coffins with a continuous Nevada Sweep, Double-Tapping the center target. With rifle engage a Large Circle then two Small Circles then the other Large Circle then two Small Circles then the first Large Circle then two Small Circles then the 2nd Large Circle. With shotgun, engage shotgun targets in any order.

Note: If starting on right, order is shotgun/rifle/pistols.

Stage 3, Bay 5



Ammo: Pistols 10, Rifle 10, Shotgun 4+

Staging: Rifle held in John Wayne pose (rifle butt on hip, one hand on pistol)
Pistols holstered
Shotgun staged on either horse

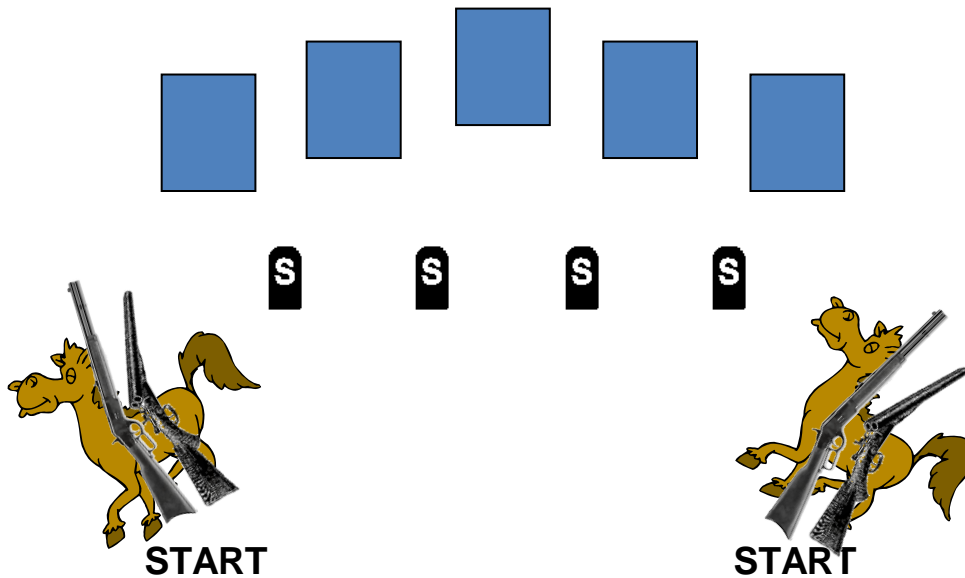
Start: Standing with one foot touching stone, rifle held in John Wayne pose.

Procedure: Say “**What in the wide wide world of sports is a-goin' on here?**” and wait for the beep.

ATB, with rifle engage Rectangles with a Double-Tap Sweep, from either direction. With shotgun, engage shotgun targets in any order. Anywhere between the horses, with pistols as needed, engage Rectangles same as rifle.

Note: Must not move downrange of horses.

Stage 4, Bay 5



Ammo: Pistols 10, Rifle 10, Shotgun 4+

Staging: Rifle staged on either horse
Pistols holstered
Shotgun staged on the other horse


Start: Standing behind either horse, hand(s) on gun(s) of choice.

Procedure: Say “I’m workin’ for Mel Brooks!” and wait for the beep.

ATB, shooter's choice on order, rifle can't be last. With rifle engage RP1 - RP3 with a Nevada Sweep, starting on RP1 then engage RP3 - RP5 with a Nevada Sweep, starting on RP5. With pistols as needed anywhere between horses, repeat rifle instructions. With shotgun, engage shotgun targets in any order.

Note:

Stage 5, Bay 6



Ammo: Pistols 10, Rifle 10, Shotgun 4+

Staging: Rifle held in both hands
Pistols holstered
Shotgun staged on either horse

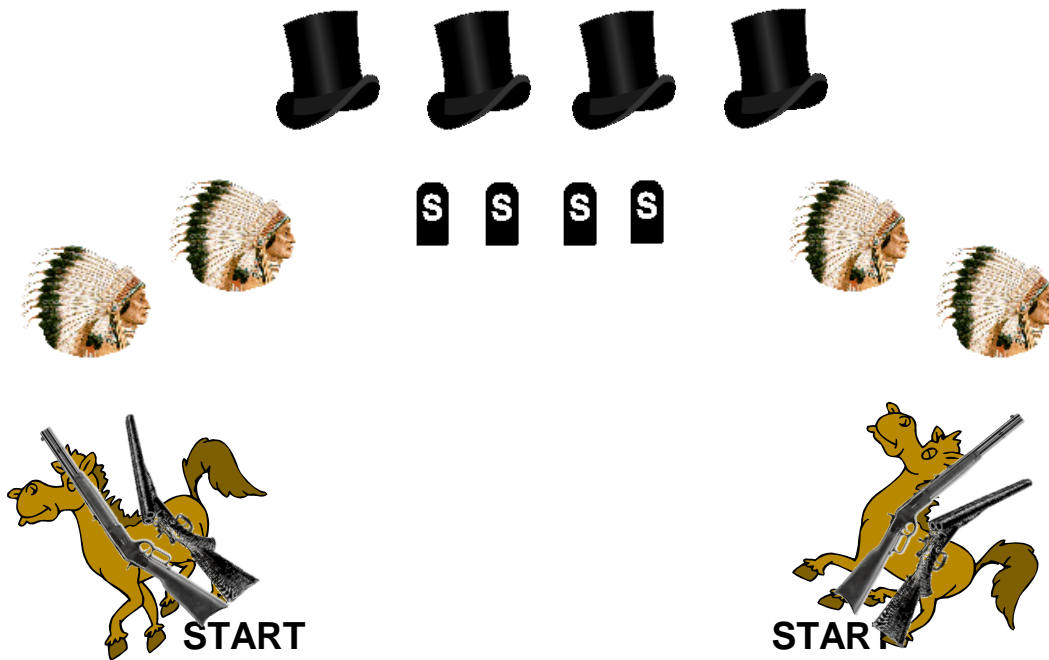
Start: Standing with one foot touching stone, holding rifle in both hands.

Procedure: Say “**Mongo only pawn in game of life**” and wait for the beep.

ATB, with rifle, engage the Injuns alternating on two for 5 rounds then the other two for 5 rounds. With shotgun, engage shotgun targets in any order. With pistols as needed from anywhere behind shotgun targets, engage the Top Hats same as rifle.

Note:

Stage 6, Bay 6



Ammo: Pistols 10, Rifle 10, Shotgun 4+

Staging: Rifle staged on either horse
Pistols holstered
Shotgun staged on either horse

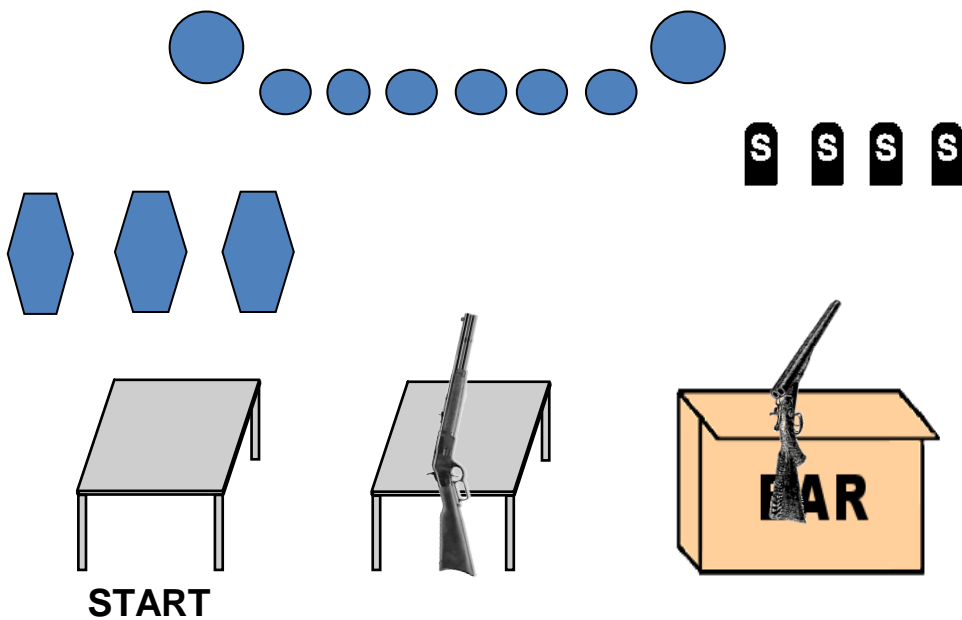
Start: Standing behind either horse, holding up one hand and pointing at it with the other.

Procedure: Say “Yeah, but I shoot with this hand!” and wait for the beep.

ATB, shooter's choice on order, rifle can't be last. With rifle, engage Top Hats with a 4-1-4-1 Sweep, from either direction. With pistols as needed, engage two Injuns with two 4-1 Sweeps, starting on either each time. With shotgun, engage shotgun targets in any order.

Note:

Warm-Up Stage Bay 4



Ammo: Pistols 10, Rifle 10, Shotgun 4+

Staging: Rifle staged on table at center stage

Pistols holstered

Shotgun staged on the bar

Start: Standing behind left table, hands flat together.

Procedure: Say "Are we awake?" and wait for the beep.

ATB, with pistols as needed, engage Coffins with at least three on each. With rifle, engage Large Circles with five on each. Engage shotgun targets in any order.

Note: